




| Alfaretta House | | | | | | |
|-----------------|-------------|---|----------------------------|----------------|--------------------|----------------|
| Number | Sample Date |  | Static Test (23-May-16) | | Run Test (DATE) | |
| | | | Copper (mg/L) | Lead (mg/L) | Lead (mg/L) | Lead (mg/L) |
| 1 | 11-May-16 | Kitchen Sink | 0.15 | 0.002 | | |
| 2 | 11-May-16 | Bathroom Sink (Back Door) | 0.23 | 0.008 | | |
| 3 | 11-May-16 | Bathroom Sink | 0.28 | 0.002 | | |


| American Lake South | | | | | | |
|---------------------|-------------|---|----------------------------|----------------|--------------------------|----------------|
| Number | Sample Date |  | Static Test (23-May-16) | | Run Test (23-June-16) | |
| | | | Copper (mg/L) | Lead (mg/L) | Copper (mg/L) | Lead (mg/L) |
| 1 | 12-May-16 | Building A West Bath Sink | 0.12 | 0.025 | <0.02 | <0.001 |
| 2 | 12-May-16 | Building A Kitchen Metal Sink | 0.02 | 0.008 | | |
| 3 | 12-May-16 | Building A Kitchen Porcelain Sink | 0.74 | 0.234 | 0.02 | 0.004 |
| 4 | 12-May-16 | Building A North bathroom Sink | 0.38 | 0.024 | <0.02 | <0.001 |
| 5 | 12-May-16 | Building B Girls Bathroom Sink | 1.70 | 0.553 | 0.04 | 0.061 |
| 6 | 12-May-16 | Building B Kitchen Sink | 0.51 | 0.111 | <0.02 | 0.001 |
| 7 | 12-May-16 | Building B Vanity Sink | <0.02 | 0.008 | | |
| 8 | 12-May-16 | Building B Boys Bath Sink | 1.60 | 0.254 | 0.08 | 0.004 |

| Auxiliary Services Center (ASC) | | | | | | Post Repair Static Test (24-Aug-16) | | |
|---------------------------------|-------------|---------------------------------------|--------------------------|-------------|------------------------|-------------------------------------|---------------|-------------|
| Number | Sample Date | Sample Location | Static Test (16-June-16) | | Run Test (8-August-16) | | Copper (mg/L) | Lead (mg/L) |
| | | | Copper (mg/L) | Lead (mg/L) | Copper (mg/L) | Lead (mg/L) | | |
| 1 | 19-May-16 | 2nd Fl Maint Off Kitchen Sink | 0.16 | 0.001 | | | | |
| 2 | 19-May-16 | 2nd Fl Maint Off Womens RR Sink Left | 0.33 | 0.002 | | | | |
| 3 | 19-May-16 | 2nd Fl Maint Off Womens RR Sink Right | 0.34 | 0.003 | | | | |
| 4 | 19-May-16 | 2nd Fl Maint Off Mens RR Sink Left | 0.35 | 0.001 | | | | |
| 5 | 19-May-16 | 2nd Fl Maint Off Mens RR Sink Right | 0.32 | 0.009 | | | | |
| 6 | 19-May-16 | 2nd Fl Maint Off Drink Fountain | 0.40 | <0.001 | | | | |
| 7 | 19-May-16 | 2nd Floor Conference Room Sink | 0.69 | 0.007 | | | | |
| 8 | 19-May-16 | 2nd Floor FNS Workroom Sink | 0.32 | 0.001 | | | | |
| 9 | 19-May-16 | Main Kitchen Hand Sink | 0.39 | 0.011 | | | | |
| 10 | 19-May-16 | Main Kitchen Sink | 0.27 | 0.017 | | 0.001 | | <0.001 |
| 11 | 19-May-16 | Main Kitchen Sink | 0.39 | 0.003 | | | | |
| 12 | 19-May-16 | Main Kitchen Sink | 0.32 | <0.001 | | | | |
| 13 | 19-May-16 | Main Kitchen Sink | 0.26 | 0.005 | | | | |
| 14 | 19-May-16 | Main Kitchen Hand Sink | 0.40 | 0.002 | | | | |
| 15 | 19-May-16 | Main Kitchen Sink | 0.78 | 0.028 | | <.001 | | <0.001 |
| 16 | 19-May-16 | Main Kitchen Sink | 0.56 | 0.037 | | <.001 | | <0.001 |
| 17 | 19-May-16 | Main Kitchen Sink | 0.19 | 0.007 | | | | |
| 18 | 19-May-16 | Main Kitchen Sink | 0.15 | 0.011 | | | | |
| 19 | 19-May-16 | Main Kitchen Sink | 0.50 | 0.004 | | | | |
| 20 | 19-May-16 | Main Kitchen Sink | 0.59 | 0.009 | | | | |
| 21 | 19-May-16 | 1st Floor Drink Fountain | 0.34 | <0.001 | | | | |
| 22 | 19-May-16 | 1st Floor Mens Restroom Sink Left | 0.40 | 0.001 | | | | |
| 23 | 19-May-16 | 1st Floor Mens Restroom Sink Right | 0.40 | 0.001 | | | | |
| 24 | 19-May-16 | 1st Floor Womens Restroom Sink Left | 0.35 | 0.002 | | | | |
| 25 | 19-May-16 | 1st Floor Womens Restroom Sink Right | 0.37 | 0.001 | | | | |
| 26 | 19-May-16 | 1st Floor Maint Shop Corner Sink | 0.51 | 0.002 | | | | |
| 27 | 19-May-16 | 1st Floor Maint Shop Drink Fountain | 0.37 | <0.001 | | | | |
| 28 | 19-May-16 | 1st Floor Maint Shop Drink Fountain | 0.36 | <0.001 | | | | |
| 29 | 19-May-16 | 1st Floor Science Room Kitchen Sink | 1.20 | 0.030 | | <0.001 | | |
| 30 | 19-May-16 | 1st Floor Breakroom Sink | 0.34 | 0.002 | | | | |
| 31 | 19-May-16 | Breakroom Mens Restroom Sink Left | 0.16 | 0.014 | | | | |
| 32 | 19-May-16 | Breakroom Mens Restroom Sink Right | 0.14 | 0.017 | | <0.001 | | |
| 33 | 19-May-16 | Trans Shop Sink | 0.30 | <0.001 | | | | |
| 34 | 19-May-16 | Trans Shop Breakroom Sink | 0.31 | 0.001 | | | | |
| 35 | 19-May-16 | Trans Shop Drink Fountain | 0.47 | <0.001 | | | | |
| 36 | 19-May-16 | Trans Shop Sink | 0.36 | <0.001 | | | | |
| 37 | 19-May-16 | Trans Shop Restroom Sink | 0.33 | 0.002 | | | | |
| 38 | 19-May-16 | Trans Womens Restroom Sink Left | 0.31 | <0.001 | | | | |
| 39 | 19-May-16 | Trans Womens Restroom Sink Right | 0.27 | <0.001 | | | | |
| 40 | 19-May-16 | Trans Mens Restroom Sink | 0.42 | 0.001 | | | | |
| 41 | 19-May-16 | Trans Mens Restroom Sink | 0.17 | <0.001 | | | | |
| 42 | 19-May-16 | Trans Kitchen Sink | 0.08 | <0.001 | | | | |
| 43 | 30-Jun-16 | Kitchen Ice Maker | 0.22 | <0.001 | | | | |
| 44 | 30-Jun-16 | Transportation Break Rm Ice Machine | 0.28 | 0.007 | | | | |

| Beachwood Elementary | | | | | | |
|----------------------|-------------|---|----------------------------|----------------|--------------------------|----------------|
| Number | Sample Date |  | Static Test (26-May-16) | | Run Test (23-June-16) | |
| | | | Copper (mg/L) | Lead (mg/L) | Copper (mg/L) | Lead (mg/L) |
| 1 | 12-May-16 | Main Kitchen | 0.15 | <0.001 | | |
| 2 | 12-May-16 | Main Kitchen | 0.25 | 0.002 | | |
| 3 | 12-May-16 | Main Kitchen | 0.18 | <0.001 | | |
| 4 | 12-May-16 | Main Kitchen | 0.22 | 0.003 | | |
| 5 | 12-May-16 | Main Kitchen | 0.18 | <0.001 | | |
| 6 | 12-May-16 | Main Kitchen | 0.34 | 0.006 | | |
| 7 | 12-May-16 | Main Kitchen | 0.24 | <0.001 | | |
| 8 | 12-May-16 | Lunchroom Left Drink Fountain | 0.28 | <0.001 | | |
| 9 | 12-May-16 | Lunchroom Right Drink Fountain | 0.27 | <0.001 | | |
| 10 | 12-May-16 | Main Lobby Left Drink Fountain | 0.25 | <0.001 | | |
| 11 | 12-May-16 | Main Lobby Right Drink Fountain | 0.26 | <0.001 | | |
| 12 | 12-May-16 | Room 166 Sink | 0.28 | 0.003 | | |
| 13 | 12-May-16 | Lobby Restroom Sink Right Womens Left | 0.34 | <0.001 | | |
| 14 | 12-May-16 | Lobby Restroom Sink Right Womens Center | 0.34 | 0.001 | | |
| 15 | 12-May-16 | Lobby Restroom Sink Right Womens Right | 0.36 | 0.002 | | |
| 16 | 12-May-16 | Lobby Restroom Sink Right Womens Right | 0.34 | <0.001 | | |
| 17 | 12-May-16 | Lobby Restroom Sink Right Womens Right | 0.34 | <0.001 | | |
| 18 | 12-May-16 | Lobby Restroom Sink Right Mens Left | 0.35 | <0.001 | | |
| 19 | 12-May-16 | Lobby Restroom Sink Right Mens Center | 0.40 | <0.001 | | |
| 20 | 12-May-16 | Lobby Restroom Sink Right Mens Right | 0.35 | <0.001 | | |
| 21 | 12-May-16 | Health Room Sink | 0.28 | <0.001 | | |
| 22 | 12-May-16 | Health Room Restroom Sink | 0.36 | <0.001 | | |
| 23 | 12-May-16 | Staff Lounge Sink | 0.25 | <0.001 | | |
| 24 | 12-May-16 | Staff Restroom Sink Womens | 0.35 | <0.001 | | |
| 25 | 12-May-16 | Staff Restroom Sink Mens | 0.33 | <0.001 | | |
| 26 | 12-May-16 | Room 158 Drink Fountain | 0.20 | 0.010 | | |
| 27 | 12-May-16 | Room 158 Left Sink | 0.15 | 0.006 | | |
| 28 | 12-May-16 | Room 158 Right Sink | 0.39 | 0.023 | 0.15 | <0.001 |
| 29 | 12-May-16 | Room 158 Restroom Sink | 0.21 | 0.011 | | |
| 30 | 12-May-16 | Room 157 Drink Fountain | 0.33 | <0.001 | | |
| 31 | 12-May-16 | Room 157 Sink Left | 0.39 | <0.001 | | |
| 32 | 12-May-16 | Room 157 Sink Right | 0.37 | 0.002 | | |
| 33 | 12-May-16 | Room 157 Restroom Sink | 0.34 | <0.001 | | |
| 34 | 12-May-16 | Room 154 Drink Fountain | 0.33 | <0.001 | | |
| 35 | 12-May-16 | Room 154 Sink Left | 0.32 | 0.001 | | |
| 36 | 12-May-16 | Room 154 Sink Right | 0.33 | <0.001 | | |
| 37 | 12-May-16 | Room 154 Restroom Sink | 0.34 | <0.001 | | |
| 38 | 12-May-16 | Girls Restroom Sink Left | 0.33 | <0.001 | | |
| 39 | 12-May-16 | Girls Restroom Sink Left Center | 0.36 | <0.001 | | |
| 40 | 12-May-16 | Girls Restroom Sink Center | 0.34 | 0.010 | | |
| 41 | 12-May-16 | Girls Restroom Sink Right Center | 0.33 | <0.001 | | |
| 42 | 12-May-16 | Girls Restroom Sink Right | 0.36 | <0.001 | | |
| 43 | 12-May-16 | Boys Restroom Sink Left | 0.37 | <0.001 | | |
| 44 | 12-May-16 | Boys Restroom Sink Middle | 0.39 | <0.001 | | |
| 45 | 12-May-16 | Boys Restroom Sink Right | 0.37 | <0.001 | | |
| 46 | 12-May-16 | Room 153 Drink Fountain | 0.33 | <0.001 | | |
| 47 | 12-May-16 | Room 153 Sink Left | 0.37 | 0.002 | | |
| 48 | 12-May-16 | Room 153 Sink Right | 0.57 | 0.009 | | |
| 49 | 12-May-16 | Room 153 Restroom Sink | 0.30 | <0.001 | | |

| Beachwood Elementary | | | | | | |
|----------------------|-------------|-------------------------------------|----------------------------|----------------|--------------------|----------------|
| Number | Sample Date | Sample Location | Static Test (26-May-16) | | Run Test (DATE) | |
| | | | Copper (mg/L) | Lead (mg/L) | Lead (mg/L) | Lead (mg/L) |
| 50 | 12-May-16 | Room 150 Drink Fountain | 0.25 | <0.001 | | |
| 51 | 12-May-16 | Room 150 Sink Left | 0.12 | 0.006 | | |
| 52 | 12-May-16 | Room 150 Sink Right | 0.23 | 0.009 | | |
| 53 | 12-May-16 | Room 150 Restroom Sink | 0.20 | 0.003 | | |
| 54 | 12-May-16 | Room 143 Drink Fountain | 0.32 | 0.001 | | |
| 55 | 12-May-16 | Room 143 Sink | 0.32 | 0.003 | | |
| 56 | 12-May-16 | Room 142 Drink Fountain | 0.34 | 0.001 | | |
| 57 | 12-May-16 | Room 142 Sink | 0.37 | 0.002 | | |
| 58 | 12-May-16 | Workroom Mens Restroom Sink | 0.34 | <0.001 | | |
| 59 | 12-May-16 | Workroom Womens Restroom Sink | 0.35 | <0.001 | | |
| 60 | 12-May-16 | Room 134 Drink Fountain | 0.42 | 0.003 | | |
| 61 | 12-May-16 | Room 134 Sink | 0.43 | 0.002 | | |
| 62 | 12-May-16 | Room 141 Drink Fountain | 0.37 | 0.002 | | |
| 63 | 12-May-16 | Room 141 Sink | 0.39 | 0.001 | | |
| 64 | 12-May-16 | Room 135 Drink Fountain | 0.35 | <0.001 | | |
| 65 | 12-May-16 | Room 135 Sink | 0.37 | <0.001 | | |
| 66 | 12-May-16 | Room 136 Drink Fountain | 0.38 | 0.002 | | |
| 67 | 12-May-16 | Room 136 Sink | 0.36 | 0.002 | | |
| 68 | 12-May-16 | Room 140 Drink Fountain | 0.38 | 0.002 | | |
| 69 | 12-May-16 | Room 140 Sink | 0.35 | 0.001 | | |
| 70 | 12-May-16 | Room 139 Drink Fountain | 0.37 | 0.002 | | |
| 71 | 12-May-16 | Room 139 Sink | 0.23 | 0.010 | | |
| 72 | 12-May-16 | Room 201 Drink Fountain | 0.38 | 0.004 | | |
| 73 | 12-May-16 | Room 201 Sink | 0.46 | 0.012 | | |
| 74 | 12-May-16 | Room 202 Drink Fountain | 0.28 | 0.008 | | |
| 75 | 12-May-16 | Room 202 Sink | 0.23 | 0.005 | | |
| 76 | 12-May-16 | Room 203 Drink Fountain | 0.22 | <0.001 | | |
| 77 | 12-May-16 | Room 203 Sink | 0.32 | 0.001 | | |
| 78 | 12-May-16 | Room 232 Drink Fountain | 0.25 | <0.001 | | |
| 79 | 12-May-16 | Romo 232 Drink | 0.35 | 0.003 | | |
| 80 | 12-May-16 | 2nd Floor Girls Restroom Sink L | 0.33 | <0.001 | | |
| 81 | 12-May-16 | 2nd Floor Girls Restroom Sink 2nd | 0.33 | <0.001 | | |
| 82 | 12-May-16 | 2nd Floor Girls Restroom Sink 3rd | 0.32 | <0.001 | | |
| 83 | 12-May-16 | 2nd Floor Girls Restroom Sink 4th | 0.32 | 0.002 | | |
| 84 | 12-May-16 | 2nd Floor Girls Restroom Sink Right | 0.35 | 0.002 | | |
| 85 | 12-May-16 | 2nd Floor Boys Restroom Sink Left | 0.33 | <0.001 | | |
| 86 | 12-May-16 | 2nd Floor Boys Restroom Sink Middle | 0.34 | <0.001 | | |
| 87 | 12-May-16 | 2nd Floor Boys Restroom Sink Right | 0.33 | <0.001 | | |
| 88 | 12-May-16 | Room 231 Drink Fountain | 0.36 | 0.005 | | |
| 89 | 12-May-16 | Room 231 Sink | 0.24 | 0.013 | | |
| 90 | 12-May-16 | Room 230 Drink Fountain | 0.27 | 0.001 | | |
| 91 | 12-May-16 | Room 230 Sink | 0.28 | 0.002 | | |
| 92 | 12-May-16 | Room 224 Drink Fountain | 0.29 | 0.007 | | |
| 93 | 12-May-16 | Room 224 Sink | 0.18 | 0.011 | | |
| 94 | 12-May-16 | Room 223 Drink Fountain | 0.32 | 0.002 | | |
| 95 | 12-May-16 | Room 223 Sink | 0.48 | 0.002 | | |
| 96 | 12-May-16 | 2nd Floor Mens Restroom Right Sink | 0.35 | 0.002 | | |
| 97 | 12-May-16 | 2nd Floor Mens Restroom Middle Sink | 0.33 | <0.001 | | |
| 98 | 12-May-16 | 2nd Floor Mens Restroom Left Sink | 0.39 | 0.001 | | |
| 99 | 12-May-16 | Room 214 Sink | 0.40 | 0.006 | | |

| Beachwood Elementary | | | | | | |
|-----------------------------|--------------------|---|-------------------------------------|------------------------|----------------------------|------------------------|
| Number | Sample Date | Sample Location | Static Test (30-June-16) | | Run Test (DATE) | |
| | | | Copper (mg/L) | Lead (mg/L) | Lead (mg/L) | Lead (mg/L) |
| 100 | 12-May-16 | Room 215 Drink Fountain | 0.40 | 0.001 | | |
| 101 | 12-May-16 | Room 215 Sink | 0.36 | 0.003 | | |
| 102 | 12-May-16 | Room 222 Drink Fountain | 0.16 | 0.008 | | |
| 103 | 12-May-16 | Room 222 Sink | 0.10 | 0.008 | | |
| 104 | 12-May-16 | Room 221 Drink Foutnain | 0.34 | 0.002 | | |
| 105 | 12-May-16 | Room 221 Sink | 0.43 | 0.005 | | |
| 106 | 12-May-16 | Room 220 Drink Fountain | 0.37 | 0.001 | | |
| 107 | 12-May-16 | Room 220 Sink | 0.36 | 0.004 | | |
| 108 | 12-May-16 | Room 216 Drink Foutnain | 0.41 | 0.002 | | |
| 109 | 12-May-16 | Room 216 Sink | 0.40 | 0.001 | | |
| 110 | 16-Jun-16 | Staff Lunch Room Left Fridge Ice Maker | 0.33 | <0.001 | | |
| 111 | 16-Jun-16 | Staff Lunch Room Right Fridge Ice Maker | 0.36 | <0.001 | | |

| Carter Lake Elementary | | | | | | |
|------------------------|-------------|---|----------------------------|----------------|-----------------------------|----------------|
| Number | Sample Date |  | Static Test (20-May-16) | | Static Test (22-June-16) | |
| | | | Copper (mg/L) | Lead (mg/L) | Copper (mg/L) | Lead (mg/L) |
| 1 | 11-May-16 | Kitchen Wash Sink | 0.31 | 0.003 | | |
| 2 | 11-May-16 | Kitchen Left Sink | 0.30 | 0.007 | | |
| 3 | 11-May-16 | Kitchen Right Sink | 0.15 | <0.001 | | |
| 4 | 11-May-16 | Kitchen Hand Sink | 0.25 | 0.005 | | |
| 5 | 11-May-16 | Kitchen Sink | 0.19 | 0.005 | | |
| 6 | 11-May-16 | Kitchen Bathroom Sink | 0.28 | 0.007 | | |
| 7 | 11-May-16 | Boys Bathroom Sink Left | 0.87 | 0.011 | | |
| 8 | 11-May-16 | Boys Bathroom Sink Right | 0.39 | 0.008 | | |
| 9 | 11-May-16 | Girls Bathroom Sink Left | 0.21 | 0.003 | | |
| 10 | 11-May-16 | Girls Bathroom Sink Right | 0.28 | 0.005 | | |
| 11 | 11-May-16 | Nurse Office sink | 0.24 | 0.004 | | |
| 12 | 11-May-16 | Nurse Office Bathroom Sink | 0.22 | 0.004 | | |
| 13 | 11-May-16 | Staff Main Office Sink | 0.27 | 0.004 | | |
| 14 | 11-May-16 | Staff Bathroom Left Sink | 0.22 | 0.003 | | |
| 15 | 11-May-16 | Staff Bathroom Right Sink | 0.21 | 0.003 | | |
| 16 | 11-May-16 | Classroom 158 Sink Bubbler | 0.30 | 0.016 | 0.08 | <0.001 |
| 17 | 11-May-16 | Classroom 158 Sink | 0.21 | 0.002 | | |
| 18 | 11-May-16 | Classroom 158 Left Sink | 0.54 | 0.014 | | |
| 19 | 11-May-16 | Classroom 158 Bathroom Sink | 0.38 | 0.009 | | |
| 20 | 11-May-16 | Classroom 155 Bubbler | 0.28 | 0.011 | | |
| 21 | 11-May-16 | Classroom 155 Sink | 0.15 | 0.003 | | |
| 22 | 11-May-16 | Classroom 155 Far Right Sink | 0.16 | 0.009 | | |
| 23 | 11-May-16 | Classroom 155 Bathroom Sink | 0.27 | 0.003 | | |
| 24 | 11-May-16 | Classroom 154 Bubbler | 0.18 | 0.006 | | |
| 25 | 11-May-16 | Classroom 154 Sink | 0.21 | 0.003 | | |
| 26 | 11-May-16 | Classroom 154 Far Left Sink | 0.48 | 0.010 | | |
| 27 | 11-May-16 | Classroom 154 Bathroom Sink | 0.34 | 0.008 | | |
| 28 | 11-May-16 | Classroom 151 Bubbler | 0.21 | 0.009 | | |
| 29 | 11-May-16 | Classroom 151 Sink | 0.12 | 0.004 | | |
| 30 | 11-May-16 | Classroom 151 Right Sink | 0.85 | 0.040 | 0.07 | <0.001 |
| 31 | 11-May-16 | Classroom 151 Bathroom Sink | 2.70 | 0.074 | 0.38 | 0.004 |
| 32 | 11-May-16 | Classroom 150 Bubbler | 0.23 | 0.008 | | |
| 33 | 11-May-16 | Classroom 150 Sink | 0.65 | 0.008 | | |
| 34 | 11-May-16 | Classroom 150 Right Sink (Not Used) | 1.50 | 0.044 | 0.06 | <0.001 |
| 35 | 11-May-16 | Classroom 150 Bathroom Sink | 0.26 | 0.005 | | |
| 36 | 11-May-16 | Classroom 122 Bubbler | 0.27 | 0.007 | | |
| 37 | 11-May-16 | Classroom 122 Sink | 0.19 | 0.001 | | |
| 38 | 11-May-16 | Classroom 122 Right Sink | 1.40 | 0.045 | 0.08 | <0.001 |
| 39 | 11-May-16 | Classroom 122 Bathroom Sink | 0.42 | 0.010 | | |
| 40 | 11-May-16 | Classroom 121 Bubbler | 1.40 | 0.024 | 0.08 | <0.001 |
| 41 | 11-May-16 | Classroom 121 Sink | 0.63 | 0.006 | | |
| 42 | 11-May-16 | Bathroom Boy Main Right Sink | 0.25 | 0.004 | | |
| 43 | 11-May-16 | Bathroom Boy Right C Sink | 0.27 | 0.004 | | |
| 44 | 11-May-16 | Bathroom Boy Left C Sink | 0.31 | 0.003 | | |
| 45 | 11-May-16 | Bathroom Boy Left Sink | 0.31 | 0.005 | | |
| 46 | 11-May-16 | Bathroom Girl Left Sink | 0.37 | 0.006 | | |
| 47 | 11-May-16 | Bathroom Girl Left C Sink | 0.35 | 0.004 | | |
| 48 | 11-May-16 | Bathroom Girl Right C Sink | 0.28 | 0.005 | | |
| 49 | 11-May-16 | Bathroom Girl Right Sink | 0.35 | 0.004 | | |

| Carter Lake Elementary | | | | | | |
|------------------------|-------------|----------------------------------|----------------------------|----------------|-----------------------------|----------------|
| Number | Sample Date | Sample Location | Static Test (20-May-16) | | Static Test (22-June-16) | |
| | | | Copper (mg/L) | Lead (mg/L) | Copper (mg/L) | Lead (mg/L) |
| 50 | 11-May-16 | Workroom Bathroom Sink Left | 0.34 | 0.005 | | |
| 51 | 11-May-16 | Workroom Bathroom Sink Right | 0.32 | 0.006 | | |
| 52 | 11-May-16 | Classroom 141 Bubbler | 0.44 | 0.017 | 0.37 | <0.001 |
| 53 | 11-May-16 | Classroom 141 Sink | 1.90 | 0.013 | 0.37 | <0.001 |
| 54 | 11-May-16 | Classroom 142 Bubbler | 0.33 | 0.011 | | |
| 55 | 11-May-16 | Classroom 142 Sink | 0.51 | 0.005 | | |
| 56 | 11-May-16 | Classroom 135 Bubbler | 0.26 | 0.004 | | |
| 57 | 11-May-16 | Classroom 135 Sink | 0.33 | 0.004 | | |
| 58 | 11-May-16 | Classroom 138 Bubbler | 0.29 | 0.010 | | |
| 59 | 11-May-16 | Classroom 138 Sink | 0.28 | 0.002 | | |
| 60 | 11-May-16 | Classroom 137 Bubbler | 0.26 | 0.011 | | |
| 61 | 11-May-16 | Classroom 137 Sink | 0.20 | 0.002 | | |
| 62 | 11-May-16 | Classroom 136 Bubbler | 0.23 | 0.008 | | |
| 63 | 11-May-16 | Classroom 136 Sink | 0.25 | 0.005 | | |
| 64 | 11-May-16 | Classroom 135 Bublker | 0.37 | 0.007 | | |
| 65 | 11-May-16 | Classroom 135 Sink | 0.37 | 0.011 | | |
| 66 | 11-May-16 | Classroom 134 Bubbler | 0.45 | 0.011 | | |
| 67 | 11-May-16 | Classroom 134 Sink | 2.00 | 0.020 | 0.14 | <0.001 |
| 68 | 11-May-16 | Gym Left Drinking Fountain | 0.11 | <0.001 | | |
| 69 | 11-May-16 | Gym Right Drinking Fountain | 0.10 | 0.001 | | |
| 70 | 11-May-16 | Stage Bubbler | 0.26 | 0.015 | 0.02 | <0.001 |
| 71 | 11-May-16 | Stage Sink | 0.16 | 0.002 | | |
| Number | Sample Date | Sample Location | Static Test (23-May-16) | | Static Test (22-June-16) | |
| | | | Copper (mg/L) | Lead (mg/L) | Copper (mg/L) | Lead (mg/L) |
| 72 | 11-May-16 | Library Sink Store Room Office | 0.19 | 0.003 | | |
| 73 | 11-May-16 | Room 228 Faucet | 0.43 | 0.200 | 0.05 | <0.001 |
| 74 | 11-May-16 | Room 228 Bubbler | 0.24 | 0.010 | | |
| 75 | 11-May-16 | Room 227 Faucet | 0.16 | 0.002 | | |
| 76 | 11-May-16 | Room 227 Bubbler | 0.23 | 0.004 | | |
| 77 | 11-May-16 | Room 203 Faucet | 0.24 | 0.002 | | |
| 78 | 11-May-16 | Room 203 Bubbler | 0.18 | 0.005 | | |
| 79 | 11-May-16 | Room 204 Faucet | 0.23 | 0.006 | | |
| 80 | 11-May-16 | Room 204 Bubbler | 0.18 | 0.002 | | |
| 81 | 11-May-16 | Room 226 Faucet | 0.22 | 0.005 | | |
| 82 | 11-May-16 | Room 226 Bubbler | 0.21 | 0.002 | | |
| 83 | 11-May-16 | Boys Bathroom Left Sink | 0.32 | 0.005 | | |
| 84 | 11-May-16 | Boys Bathroom Left Middle Sink | 0.37 | 0.006 | | |
| 85 | 11-May-16 | Boys Bathroom Right Middle Sink | 0.22 | 0.004 | | |
| 86 | 11-May-16 | Boys Bathroom Right Sink | 0.29 | 0.004 | | |
| 87 | 11-May-16 | Girls Bathroom Sink Left | 0.21 | 0.003 | | |
| 88 | 11-May-16 | Girls Bathroom Left Middle Sink | 0.22 | 0.003 | | |
| 89 | 11-May-16 | Girls Bathroom Right Middle Sink | 0.25 | 0.004 | | |
| 90 | 11-May-16 | Girls Bathroom Right Sink | 0.35 | 0.006 | | |
| 91 | 11-May-16 | Teacher Workroom Left Sink | 0.35 | 0.006 | | |
| 92 | 11-May-16 | Teacher Workroom Right Sink | 0.28 | 0.004 | | |
| 93 | 11-May-16 | Custodial 2nd Floor Faucet | 0.21 | 0.006 | | |
| 94 | 11-May-16 | Room 211 Faucet | 0.12 | 0.006 | | |

| Carter Lake Elementary | | | | | | |
|------------------------|-------------|--------------------------|----------------------------|----------------|-----------------------------|----------------|
| Number | Sample Date | Sample Location | Static Test (23-May-16) | | Static Test (22-June-16) | |
| | | | Copper (mg/L) | Lead (mg/L) | Copper (mg/L) | Lead (mg/L) |
| 95 | 11-May-16 | Room 211 Bubbler | 0.31 | 0.010 | | |
| 96 | 11-May-16 | Room 212 Faucet | 0.28 | 0.012 | | |
| 97 | | Room 212 Bubbler026 | 0.26 | 0.005 | | |
| 98 | 11-May-16 | Room 213 Faucet | 0.76 | 0.043 | 0.06 | <0.001 |
| 99 | 11-May-16 | Room 213 Bubbler | 2.50 | 0.053 | 0.07 | <0.001 |
| 100 | 11-May-16 | Room 214 Faucet | 0.14 | 0.250 | 0.09 | <0.001 |
| 101 | 11-May-16 | Room 214 Bubbler | 0.12 | 0.014 | | |
| 102 | 11-May-16 | Room 215 Faucet | 0.23 | 0.003 | | |
| 103 | 11-May-16 | Room 215 Bubbler | 0.30 | 0.009 | | |
| 104 | 11-May-16 | Room 220 Faucet | 0.23 | 0.005 | | |
| 105 | 11-May-16 | Room 220 Bubbler | 0.31 | 0.009 | | |
| 106 | 11-May-16 | Room 221 Faucet | 0.20 | 0.005 | | |
| 107 | 11-May-16 | Room 221 Bubbler | 0.25 | 0.017 | 0.26 | <0.001 |
| 108 | 11-May-16 | Room 222 Faucet | 0.34 | 0.005 | | |
| 109 | 11-May-16 | Room 222 Bubbler | 0.30 | 0.007 | | |
| 110 | 30-Jun-16 | Staff Lounge Ice Machine | 0.09 | 0.002 | | |


| Clover Park High School | | | | | | | | |
|-------------------------|-------------|--|----------------------------|----------------|---------------------------|----------------|---|----------------|
| Number | Sample Date | Sample Location | Static Test (3-June-16) | | Run Test (8-August-16) | | Post Repair Static Test (24-Aug-16) | |
| | | | Copper (mg/L) | Lead (mg/L) | Copper (mg/L) | Lead (mg/L) | Copper (mg/L) | Lead (mg/L) |
| 1 | 18-May-16 | Kitchen Hallway Handwash Sink | 0.13 | 0.024 | | 0.002 | | <0.001 |
| 2 | 18-May-16 | Kitchen Bathroom Sink | 0.20 | 0.004 | | | | |
| 3 | 18-May-16 | Kitchen Prep Sink Single | 0.08 | 0.003 | | | | |
| 4 | 18-May-16 | Kitchen Sink (Ice Maker) | 0.07 | 0.003 | | | | |
| 5 | 18-May-16 | Kitchen Handwash (Comm Door) | 0.15 | 0.003 | | | | |
| 6 | 18-May-16 | Kitchen Dishroom Sink Right | 0.10 | 0.030 | | 0.001 | | <0.001 |
| 7 | 18-May-16 | Kitchen Dishroom Sink Left | 0.03 | 0.016 | | 0.002 | | <0.001 |
| 8 | 18-May-16 | Kitchen Dishroom Handwash Sink | 0.07 | 0.012 | | | | |
| 9 | 18-May-16 | Kitchen Dishroom Hand Wash Island Sink | 0.09 | 0.036 | | <0.001 | | <0.001 |
| 10 | 18-May-16 | Kitchen Handwash Sink (Pizza) | 0.06 | 0.024 | | <0.001 | | <0.001 |
| 11 | 18-May-16 | Gym Left Drink Fountain | 0.13 | 0.006 | | | | |
| 12 | 18-May-16 | Hallway Gym Drink Fountain | 0.12 | <0.001 | | | | |
| 13 | 18-May-16 | Boys Locker Room Drink Fountain | 0.10 | <0.001 | | | | |
| 14 | 18-May-16 | Boys Locker Room Sink Left | 0.10 | 0.001 | | | | |
| 15 | 18-May-16 | Boys Locker Room Sink Center | 0.05 | <0.001 | | | | |
| 16 | 18-May-16 | Boys Locker Room Sink Right | 0.08 | 0.003 | | | | |
| 17 | 18-May-16 | Boys Locker Room Sink Coach Office | 0.11 | 0.018 | | <0.001 | | |
| 18 | 18-May-16 | Room 403D Sink | 0.09 | 0.012 | | | | |
| 19 | 18-May-16 | Girls Locker Room Drink Fountain | 0.08 | 0.002 | | | | |
| 20 | 18-May-16 | Girls Locker Room Sink Right | 0.10 | 0.001 | | | | |
| 21 | 18-May-16 | Girls Locker Room Sink Center | 0.18 | 0.006 | | | | |
| 22 | 18-May-16 | Girls Locker Room Sink Left | 0.11 | 0.005 | | | | |
| 23 | 18-May-16 | Girls Locker Room Sink Office | 0.13 | 0.002 | | | | |
| 24 | 18-May-16 | Main Office Workroom Sink | 0.13 | 0.003 | | | | |
| 25 | 18-May-16 | Main Office Mens Bathroom Sink | 0.10 | 0.002 | | | | |
| 26 | 18-May-16 | Main Office Womens Bathroom Sink | 0.10 | <0.001 | | | | |
| 27 | 18-May-16 | 300 Hallway Left | 0.08 | <0.001 | | | | |
| 28 | 18-May-16 | 300 Hallway Right | 0.09 | <0.001 | | | | |
| 29 | 18-May-16 | Boys Bathroom Sink 300 Left | 0.08 | <0.001 | | | | |
| 30 | 18-May-16 | Boys Right Sink | 0.09 | <0.001 | | | | |
| 31 | 18-May-16 | Boys Bathroom Sink 300 Right | 0.08 | <0.001 | | | | |
| 32 | 18-May-16 | Boys Bathroom Sink 300 Left | 0.06 | <0.001 | | | | |
| 33 | 18-May-16 | Girls Bathroom Sink 300 Left | 0.10 | <0.001 | | | | |
| 34 | 18-May-16 | Girls Bathroom Sink 300 Left Center | 0.08 | <0.001 | | | | |
| 35 | 18-May-16 | Girls Bathroom Sink 300 Right Center | 0.09 | <0.001 | | | | |
| 36 | 18-May-16 | Girls Bathroom Sink 300 Right | 0.10 | 0.002 | | | | |
| 37 | 18-May-16 | Hallway 312 Sprayer Sink | 0.21 | 0.007 | | | | |
| 38 | 18-May-16 | Science Room 313 Sink | 0.24 | 0.015 | | 0.001 | | |
| 39 | 18-May-16 | Science Room 313 Sink | 0.23 | 0.002 | | | | |
| 40 | 18-May-16 | Science Room 313 Sink | 0.12 | 0.001 | | | | |
| 41 | 18-May-16 | Science Room 313 Sink | 0.18 | 0.011 | | | | |
| 42 | 18-May-16 | Science Room 313 Sink | 0.28 | 0.001 | | | | |
| 43 | 18-May-16 | Science Room 313 Sink | 0.14 | 0.001 | | | | |
| 44 | 18-May-16 | Science Room 313 Sink | 0.11 | 0.002 | | | | |
| 45 | 18-May-16 | Hallway 314 Sprayer Sink | 0.12 | 0.002 | | | | |
| 46 | 18-May-16 | Classroom 314E Office Sink | 0.09 | 0.053 | | 0.016 | | |
| 47 | 18-May-16 | Classroom 305 Stainless Sink | 0.12 | 0.008 | | | | |
| 48 | 18-May-16 | Classroom 305 Plastic Sink | 0.11 | 0.002 | | | | |
| 49 | 18-May-16 | Classroom 308 Sink Left | 0.13 | 0.007 | | | | |
| 50 | 18-May-16 | Classroom 308 Sink Right | 0.13 | 0.007 | | | | |
| 51 | 18-May-16 | Classroom 307 Sink Left | 0.11 | 0.002 | | | | |
| 52 | 18-May-16 | Classroom 307 Sink Right | 0.13 | 0.002 | | | | |
| 53 | 18-May-16 | Classroom 306 Sink | 0.08 | 0.038 | | <0.001 | | |
| 54 | 18-May-16 | Classroom 306 Wall Sink Right | 0.14 | 0.036 | | 0.001 | | |
| 55 | 18-May-16 | Classroom 306 Wall Sink Left | 0.10 | 0.039 | | <0.001 | | |
| 56 | 18-May-16 | Womens Dressing Room 300 Sink Left | 0.16 | 0.004 | | | | |
| 57 | 18-May-16 | Womens Dressing Room 300 Sink Right | 0.16 | 0.010 | | | | |
| 58 | 18-May-16 | Mens Dressing Room 300 Sink Left | 0.14 | 0.005 | | | | |
| 59 | 18-May-16 | Mens Dressing Room 300 Sink Right | 0.10 | 0.011 | | | | |
| 60 | 18-May-16 | 100 Hallway Drink Fountain Left | 0.14 | <0.001 | | | | |

| Clover Park High School | | | | | | |
|-------------------------|-------------------|---------------------------------------|----------------------------|----------------|---------------------------|----------------|
| Sample | Date Sample Taken | Sample Location | Static Test (3-June-16) | | Run Test (8-August-16) | |
| | | | Copper (mg/L) | Lead (mg/L) | Lead (mg/L) | Lead (mg/L) |
| 61 | 18-May-16 | 100 Hallway Drink Fountain Right | 0.12 | <0.001 | | |
| 62 | 18-May-16 | Student Store Sink | 0.06 | 0.003 | | |
| 63 | 18-May-16 | Classroom 104 Sink | 0.16 | 0.031 | | 0.002 |
| 64 | 18-May-16 | 100 Lab Sink | 0.15 | 0.025 | | 0.002 |
| 65 | 18-May-16 | Classroom 109 Sink | 0.16 | 0.049 | | 0.001 |
| 66 | 18-May-16 | Classroom 102 Sink Left | 0.09 | 0.003 | | |
| 67 | 18-May-16 | Classroom 102 Sink Right | 0.15 | 0.008 | | |
| 68 | 18-May-16 | Classroom 100 Sink Teacher Station | 0.12 | 0.007 | | |
| 69 | 18-May-16 | Classroom 100 Sink Left | 0.19 | 0.011 | | |
| 70 | 18-May-16 | Classroom 100 Sink Left Compartment | 0.22 | 0.027 | | <0.001 |
| 71 | 18-May-16 | Classroom 100 Sink Right Compartment | 0.17 | 0.055 | | 0.001 |
| 72 | 18-May-16 | Classroom 100 Sink Single | 0.17 | 0.032 | | <0.001 |
| 73 | 18-May-16 | Classroom 100 Sink Single | 0.15 | 0.053 | | 0.001 |
| 74 | 18-May-16 | Classroom 100 Sink Single | 0.11 | 0.057 | | 0.001 |
| 75 | 18-May-16 | Classroom 100 Sink Single | 0.12 | 0.045 | | <0.001 |
| 76 | 18-May-16 | Classroom 100 Sink Left Double | 0.18 | 0.051 | | 0.003 |
| 77 | 18-May-16 | Classroom 100 Sink Right Double | 0.10 | 0.014 | | |
| 78 | 18-May-16 | Classroom 100 Sink | 0.18 | 0.025 | | 0.004 |
| 79 | 18-May-16 | Classroom 100 Laundry Room Sink | 0.09 | 0.118 | | 0.003 |
| 80 | 18-May-16 | Hallway 100 Nurse Drink Fountain Left | 0.10 | <0.001 | | |
| 81 | 18-May-16 | Hallway Nurse 100 Drink Fountain | 0.09 | <0.001 | | |
| 82 | 18-May-16 | Nurse Station 100 Sink | 0.14 | 0.021 | | <0.001 |
| 83 | 18-May-16 | Nurse Womens Bathroom Sink | 0.11 | 0.004 | | |
| 84 | 18-May-16 | Nurse Mens Bathroom Sink | 0.12 | 0.006 | | |
| 85 | 18-May-16 | 119 Hallway Drink Fountain | 0.12 | <0.001 | | |
| 86 | 18-May-16 | Classroom 119C Sink | 0.11 | 0.010 | | |
| 87 | 18-May-16 | Classroom 121 Restroom Sink Left | 0.16 | <0.001 | | |
| 88 | 18-May-16 | Classroom 121 Restroom Sink Right | 0.19 | 0.002 | | |
| 89 | 18-May-16 | Classroom 121 Sink Left | 0.12 | 0.016 | | <0.001 |
| 90 | 18-May-16 | Classroom 121 Sink Right | 0.13 | 0.007 | | |
| 91 | 19-May-16 | Girls Bathroom Sink Left | 0.12 | <0.001 | | |
| 92 | 19-May-16 | Girls Bathroom Sink Center | 0.12 | <0.001 | | |
| 93 | 19-May-16 | Girls Bathroom Sink Right | 0.13 | <0.001 | | |
| 94 | 19-May-16 | Classroom 122 Sink Left 1 | 0.18 | 0.001 | | |
| 95 | 19-May-16 | Classroom 122 Sink Left 2 | 0.21 | 0.002 | | |
| 96 | 19-May-16 | Classroom 122 Sink Center 1 | 0.23 | 0.002 | | |
| 97 | 19-May-16 | Classroom 122 Sink Center 2 | 0.25 | 0.009 | | |
| 98 | 19-May-16 | Classroom 122 Sink Center 3 | 0.25 | 0.002 | | |
| 99 | 19-May-16 | Classroom 122 Sink Right 1 | 0.23 | 0.002 | | |
| 100 | 19-May-16 | Classroom 122 Sink Right 2 | 0.19 | 0.002 | | |
| 101 | 19-May-16 | Lab 122 Sink Center 2 | 0.26 | <0.001 | | |
| 102 | 19-May-16 | Classroom 120 Sink Left 1 | 0.16 | 0.002 | | |
| 103 | 19-May-16 | Classroom 120 Sink Left 2 | 0.17 | 0.003 | | |
| 104 | 19-May-16 | Classroom 120 Sink Center 1 | 0.25 | 0.002 | | |
| 105 | 19-May-16 | Classroom 120 Sink Center 2 | 0.23 | 0.002 | | |
| 106 | 19-May-16 | Classroom 120 Sink Center 3 | 0.11 | 0.003 | | |
| 107 | 19-May-16 | Classroom Sink Right 1 | 0.24 | 0.002 | | |
| 108 | 19-May-16 | Classroom 120 Sink Right 2 | 0.22 | 0.006 | | |
| 109 | 19-May-16 | Classroom 120 Lab | 0.20 | 0.001 | | |
| 110 | 19-May-16 | Classroom 118 Sink Left 1 | 0.16 | 0.022 | | 0.001 |
| 111 | 19-May-16 | Classroom 118 Sink Left 2 | 0.14 | 0.040 | | <0.001 |
| 112 | 19-May-16 | Classroom 118 Sink Center 1 | 0.20 | 0.032 | | 0.002 |
| 113 | 19-May-16 | Classroom 118 Sink Center 2 | 0.21 | 0.037 | | <0.001 |
| 114 | 19-May-16 | Classroom 118 Sink Center 3 | 0.52 | 0.061 | | 0.002 |
| 115 | 19-May-16 | Classroom 118 Sink Right 1 | 0.45 | 0.077 | | 0.001 |
| 116 | 19-May-16 | Classroom 118 Sink Right 2 | 0.21 | 0.019 | | 0.002 |
| 117 | 19-May-16 | Classroom 118 Lab | 0.14 | 0.014 | | |
| 118 | 19-May-16 | Classroom 116 Sink Right 1 | 0.15 | 0.014 | | |
| 119 | 19-May-16 | Classroom 116 Right 2 | 0.26 | 0.024 | | <0.001 |


| Clover Park High School | | | | | | |
|-------------------------|-------------|--|-----------------------------|----------------|---------------------------|----------------|
| Number | Sample Date | Sample Location | Static Test (16-June-16) | | Run Test (8-August-16) | |
| | | | Copper (mg/L) | Lead (mg/L) | Lead (mg/L) | Lead (mg/L) |
| 120 | 19-May-16 | Classroom 116 Center 1 | 0.12 | 0.017 | | <0.001 |
| 121 | 19-May-16 | Classroom 116 Center 2 | 0.19 | 0.030 | | 0.001 |
| 122 | 19-May-16 | Classroom 116 Center 3 | 0.13 | 0.013 | | |
| 123 | 19-May-16 | Classroom 116 Right 1 | 0.14 | 0.016 | | <0.001 |
| 124 | 19-May-16 | Classroom 116 Right 2 | 0.11 | 0.027 | | 0.002 |
| 125 | 19-May-16 | Classroom 114 Sink Left 1 | 0.09 | 0.023 | | 0.001 |
| 126 | 19-May-16 | Classroom 114 Sink Left 2 | 0.11 | 0.039 | | 0.002 |
| 127 | 19-May-16 | Classroom 114 Sink Center 1 | 0.13 | 0.022 | | <0.001 |
| 128 | 19-May-16 | Classroom 114 Sink Center 2 | 0.26 | 0.070 | | 0.001 |
| 129 | 19-May-16 | Classroom 114 Sink Center 2 | 0.21 | 0.046 | | 0.005 |
| 130 | 19-May-16 | Classroom 114 Sink Right 1 | 0.37 | 0.031 | | 0.003 |
| 131 | 19-May-16 | Classroom 114 Sink Right 2 | 0.16 | 0.025 | | 0.003 |
| 132 | 19-May-16 | Classroom 112 Sink Right 1 | 0.18 | 0.026 | | <0.001 |
| 133 | 19-May-16 | Classroom 112 Sink Right 2 | 0.15 | 0.059 | | 0.001 |
| 134 | 19-May-16 | Classroom 112 Sink Center 1 | 0.10 | 0.022 | | <0.001 |
| 135 | 19-May-16 | Classroom 112 Sink Center 2 | 0.13 | 0.023 | | 0.001 |
| 136 | 19-May-16 | Classroom 112 Sink Center 3 | 0.26 | 0.040 | | 0.002 |
| 137 | 19-May-16 | Classroom 112 Sink Left 1 | 0.17 | 0.012 | | |
| 138 | 19-May-16 | Classroom 112 Sink Left 2 | 0.29 | 0.047 | | 0.001 |
| 139 | 19-May-16 | Lab 112 Sink | 0.13 | 0.021 | | <0.001 |
| 140 | 19-May-16 | Classroom 110 Sink Center 1 | 0.13 | 0.035 | | 0.001 |
| 141 | 19-May-16 | Classroom 110 Sink Center 2 | 0.13 | 0.020 | | 0.006 |
| 142 | 19-May-16 | Lab 110 Sink | 0.08 | 0.077 | | 0.002 |
| 143 | 19-May-16 | Boys Bathroom Hallway Sink Left (100) | 0.11 | <0.001 | | |
| 144 | 19-May-16 | Boys Bathroom Hallway Sink Center (100) | 0.10 | 0.002 | | |
| 145 | 19-May-16 | Boys Bathroom Hallway Sink Right (100) | 0.10 | 0.004 | | |
| 146 | 19-May-16 | Girls Bathroom Hallway Sink Right (100) | 0.13 | 0.002 | | |
| 147 | 19-May-16 | Girls Bathroom Hallway Sink Center (100) | 0.07 | <0.001 | | |
| 148 | 19-May-16 | Girls Bathroom Hallway Sink Left (100) | 0.10 | 0.001 | | |
| 149 | 19-May-16 | Classroom 108 Teaching Station Sink | 0.10 | 0.027 | | 0.002 |
| 150 | 19-May-16 | Womens Staff Restroom 100 Sink Right | 0.10 | 0.006 | | |
| 151 | 19-May-16 | Womens Staff Restroom 100 Sink Left | 0.09 | 0.003 | | |
| 152 | 19-May-16 | Mens Staff Restroom 100 Sink | 0.10 | 0.003 | | |
| 153 | 19-May-16 | Staff Lounge Sink | 0.11 | 0.018 | | <0.001 |
| 154 | 19-May-16 | Student Counsel Sink | 0.12 | 0.022 | | 0.001 |
| 155 | 19-May-16 | Media Office Library Sink | 0.12 | 0.025 | | 0.001 |
| 156 | 19-May-16 | AV Office Library Sink | 0.10 | 0.014 | | |
| 157 | 19-May-16 | Drink Fountain Left (200) | 0.10 | <0.001 | | |
| 158 | 19-May-16 | Drink Fountain Right (200) | 0.10 | <0.001 | | |
| 159 | 19-May-16 | Classroom 205A | 0.13 | 0.019 | | <0.001 |
| 160 | 19-May-16 | Boys Bathroom Hallway Sink Right (200) | 0.09 | 0.003 | | |
| 161 | 19-May-16 | Boys Bathroom Hallway Sink Center (200) | 0.09 | 0.001 | | |
| 162 | 19-May-16 | Boys Bathroom Hallway Sink Left (200) | 0.08 | 0.001 | | |
| 163 | 19-May-16 | Girls Bathroom Hallway Sink Left (200) | 0.09 | 0.001 | | |
| 164 | 19-May-16 | Girls Bathroom Hallway Sink Center (200) | 0.08 | <0.001 | | |
| 165 | 19-May-16 | Girls Bathroom Hallway Sink Right (200) | 0.08 | <0.001 | | |
| 166 | 19-May-16 | Staff Restroom Sink (210) | 0.10 | 0.002 | | |
| 167 | 19-May-16 | Staff Restroom Sink (210) | 0.14 | 0.006 | | |
| 168 | 19-May-16 | Art Sink Right (210) | 0.08 | 0.004 | | |
| 169 | 19-May-16 | Art Sink Center (200) | 0.08 | 0.001 | | |
| 170 | 19-May-16 | Art Sink Left (210) | 0.08 | 0.002 | | |
| 171 | 19-May-16 | Girls Bathroom Hallway Sink Left (200) | 0.17 | <0.001 | | |
| 172 | 19-May-16 | Girls Bathroom Hallway Sink Center 1 (200) | 0.16 | <0.001 | | |
| 173 | 19-May-16 | Girls Bathroom Hallway Sink Center 2 (200) | 0.18 | <0.001 | | |
| 174 | 19-May-16 | Girls Bathroom Hallway Sink Right (200) | 0.18 | 0.001 | | |
| 175 | 19-May-16 | Boys Bathroom Hallway Sink Left (200) | 0.11 | <0.001 | | |
| 176 | 19-May-16 | Boys Bathroom Hallway Sink Right (200) | 0.12 | <0.001 | | |
| 177 | 19-May-16 | Classroom 222 Sink Right | 0.10 | 0.006 | | |
| 178 | 19-May-16 | Classroom 222 Sink Left | 0.12 | 0.005 | | |

| Clover Park High School | | | | | | |
|-------------------------|-------------|---|-----------------------------|----------------|---------------------------|----------------|
| Number | Sample Date | Sample Location | Static Test (22-June-16) | | Run Test (8-August-16) | |
| | | | Copper (mg/L) | Lead (mg/L) | Copper (mg/L) | Lead (mg/L) |
| 179 | 19-May-16 | LANG-Home Locker Room Gang Sink | 0.10 | 0.013 | | |
| 180 | 19-May-16 | LANG-Home Locker Room Bubbler | 0.14 | 0.007 | | |
| 181 | 19-May-16 | LANG-Home Officials Dress Room Sink | 0.13 | 0.004 | | |
| 182 | 19-May-16 | LANG-Custodial Supply Room Sink | 0.09 | 0.010 | | |
| 183 | 19-May-16 | LANG-Womens Restroom Bubbler (out) | 0.10 | <0.001 | | |
| 184 | 19-May-16 | LANG-Home Womens Restroom Sink Left | 0.05 | <0.001 | | |
| 185 | 19-May-16 | LANG-Home Womens Restroom Sink M-Lef | 0.06 | <0.001 | | |
| 186 | 19-May-16 | LANG-Home Womens Restroom Sink M-Rig | 0.08 | 0.002 | | |
| 187 | 19-May-16 | LANG-Home Womens Restroom Sink Right | 0.08 | 0.002 | | |
| 188 | 19-May-16 | LANG-Womens Porcelain Sink | 0.16 | 0.008 | | |
| 189 | 19-May-16 | LANG-Mens Porcelain Sink | 0.15 | 0.007 | | |
| 190 | 19-May-16 | LANG-Mens Restroom Sink Left | 0.09 | 0.002 | | |
| 191 | 19-May-16 | LANG-Mens Restroom Sink M-Left | 0.08 | 0.004 | | |
| 192 | 19-May-16 | LANG-Mens Restroom Sink M-Right | 0.07 | 0.002 | | |
| 193 | 19-May-16 | LANG-Mens Restroom Sink Right | 0.09 | 0.003 | | |
| 194 | 19-May-16 | LANG-Concession Porcelain Handwash Sink | 0.15 | 0.007 | | |
| 195 | 19-May-16 | LANG-Concession Dishwash Sink Left | 0.07 | <0.001 | | |
| 196 | 19-May-16 | LANG-Concession Dishwash Sink Right | 0.05 | <0.001 | | |
| 197 | 19-May-16 | LANG-Concession Insta-Hot Faucet | <0.02 | <0.001 | | |
| 198 | 19-May-16 | LANG-Visitor Bubbler Womens Restroom | 0.08 | 0.002 | | |
| 199 | 19-May-16 | LANG-Visitor Mens Restroom Sink Left | 0.05 | 0.007 | | |
| 200 | 19-May-16 | LANG-Visitor Mens Restroom Sink Middle | 0.05 | 0.004 | | |
| 201 | 19-May-16 | LANG-Visitor Mens Restroom Sink Left | 0.06 | 0.015 | 0.003 | |
| 202 | 19-May-16 | LANG-Visitor Mens Restroom Sink Right | 0.10 | 0.001 | | |
| 203 | 19-May-16 | LANG-Visitor Womens Restroom Sink Porce | 0.09 | 0.002 | | |
| 204 | 19-May-16 | LANG-Visitor Womens Restroom Sink Left | 0.06 | 0.007 | | |
| 205 | 19-May-16 | LANG-Visitor Womens Restroom Sink Midd | 0.06 | 0.007 | | |
| 206 | 19-May-16 | LANG-Visitor Womens Restroom Sink Right | 0.06 | 0.006 | | |
| 207 | 19-May-16 | LANG-Visitor Custodial Sink | 0.19 | 0.018 | 0.001 | |
| 208 | 19-May-16 | LANG-Visitor Gang Sink | 0.04 | 0.009 | | |
| 209 | 19-May-16 | LANG-Visitor Locker Room Bubbler | 0.08 | 0.002 | | |
| 210 | 19-May-16 | Pool North Bubbler | <0.02 | 0.002 | | |
| 211 | 19-May-16 | Pool South Bubbler | 0.03 | 0.002 | | |
| 212 | 19-May-16 | Pool Staff Locker Room Sink | 0.93 | 0.005 | | |
| 213 | 19-May-16 | Pool Girls Locker Room Sink Left | 0.02 | 0.001 | | |
| 214 | 19-May-16 | Pool Girls Locker Room Sink Right | <0.02 | <0.001 | | |
| 215 | 19-May-16 | Pool Boys Locker Room Sink Left | 0.03 | 0.002 | | |
| 216 | 19-May-16 | Pool Boys Locker Room Sink Right | <0.02 | 0.002 | | |
| 217 | 30-Jun-16 | Kitchen Ice Maker | 0.04 | 0.002 | | |
| 218 | 30-Jun-16 | Room 402F Gym Laundry Ice Maker | 0.04 | <0.001 | | |
| 219 | 30-Jun-16 | Room 100 Ice Maker | 0.19 | 0.011 | | |
| 220 | 30-Jun-16 | LANG-Home Locker Room Ice Maker | 0.03 | <0.001 | | |
| 221 | 30-Jun-16 | LANG-Visitor Locker Room Ice Maker | 0.03 | <0.001 | | |
| 222 | 30-Jun-16 | LANG-Concessions Building | 0.34 | 0.011 | | |


| Custer Elementary | | | | | | | Post Repair Static Test (24-Aug-16) | |
|-------------------|-------------|---|-------------------------|-------------|-----------------------|-------------|-------------------------------------|-------------|
| Number | Sample Date | Sample Location | Static Test (13-May-16) | | Run Test (22-June-16) | | Copper (mg/L) | Lead (mg/L) |
| | | | Copper (mg/L) | Lead (mg/L) | Copper (mg/L) | Lead (mg/L) | | |
| 1 | 5-May-16 | A1 Kitchen Wash | 0.10 | 0.011 | | | | |
| 2 | 5-May-16 | A2 Kitchen Sink | 0.10 | 0.011 | | | | |
| 3 | 5-May-16 | A3 Kitchen Sink | 0.05 | 0.018 | <0.02 | <0.001 | | 0.001 |
| 4 | 5-May-16 | A4 Wash Drink Fountain | 0.05 | 0.011 | | | | |
| 5 | 5-May-16 | 1 MP Drink Fountain | 0.04 | 0.010 | | | | |
| 6 | 5-May-16 | 2 Classroom 1 Sink | 0.01 | 0.014 | | | | |
| 7 | 5-May-16 | 3 Classroom 1 Sink/Bathroom | 0.03 | 0.005 | | | | |
| 8 | 5-May-16 | 5 Classroom 2 Sink | 0.05 | 0.015 | <0.02 | 0.007 | | |
| 9 | 5-May-16 | Classroom 2 Bathroom Sink | 0.08 | 0.004 | | | | |
| 10 | 5-May-16 | 7 Hallway by Room Drink Fountain | 0.03 | 0.009 | | | | |
| 11 | 5-May-16 | 8 Classroom 3 Sink | 0.02 | 0.006 | | | | |
| 12 | 5-May-16 | 9 Classroom 3 Bathroom Sink | 0.26 | 0.004 | | | | |
| 13 | 5-May-16 | 10 Classroom 4 Sink | 0.07 | 0.016 | <0.02 | 0.002 | | |
| 14 | 5-May-16 | 11 Classroom 4 Bathroom Sink | 0.13 | 0.011 | | | | |
| 15 | 5-May-16 | 12 Classroom 5 Sink | 0.07 | 0.010 | | | | |
| 16 | 6-May-16 | 13 Classroom 6 Sink | 0.06 | 0.012 | | | | |
| 17 | 5-May-16 | 13 Classroom 6 Bathroom Sink | 0.09 | 0.007 | | | | |
| 18 | 5-May-16 | 15 Classroom 7 Bathroom Sink | 0.03 | 0.016 | <0.02 | 0.043 | | |
| 19 | 5-May-16 | 16 Classroom 8 Sink | 0.06 | 0.014 | | | | |
| 20 | 5-May-16 | 17 Classroom 9 Sink | 0.06 | 0.007 | | | | |
| 21 | 5-May-16 | 18 Classroom 10 Sink | 0.05 | 0.010 | | | | |
| 22 | 5-May-16 | 19 Classroom 11 Sink | 0.06 | 0.010 | | | | |
| 23 | 5-May-16 | 20 Classroom 12 Sink | 0.09 | 0.011 | | | | |
| 24 | 5-May-16 | 21 Workroom Sink | 0.08 | 0.054 | <0.02 | 0.001 | | |
| 25 | 5-May-16 | 22 Girls Bathroom Sink | <0.02 | 0.005 | | | | |
| 26 | 5-May-16 | 23 Boys Bathroom Sink | 0.10 | 0.006 | | | | |
| 27 | 5-May-16 | 24 Nurses Office Sink | 0.11 | 0.014 | | | | |
| 28 | 5-May-16 | 25 Room 24 Sink | 0.22 | 0.029 | <0.02 | 0.003 | | |
| 29 | 5-May-16 | 26 Classroom 22 Sink | 0.09 | 0.026 | <0.02 | 0.021 | | |
| 30 | 5-May-16 | 27 Girls Bathroom Sink Left | 0.22 | <.001 | | | | |
| 31 | 5-May-16 | 28 Girls Bathroom Sink Right | 0.22 | 0.001 | | | | |
| 32 | 5-May-16 | 29 Boys Bathroom Sink Left | 0.16 | 0.026 | <0.02 | 0.001 | | |
| 33 | 5-May-16 | 30 Boys Bathroom Sink Right | 0.19 | 0.002 | | | | |
| 34 | 5-May-16 | 31 Hallway Stair Entrance Drink Fountain | <0.02 | 0.008 | | | | |
| 35 | 5-May-16 | 32 Hallway Stair Stainless Drink Fountain | 0.09 | 0.003 | | | | |
| 36 | 5-May-16 | 33 Classroom 21 Sink | 0.06 | 0.020 | <0.02 | 0.007 | | |
| Number | Sample Date | Sample Location | Static Test (13-May-16) | | Run Test (22-June-16) | | Copper (mg/L) | Lead (mg/L) |
| | | | Copper (mg/L) | Lead (mg/L) | Copper (mg/L) | Lead (mg/L) | | |
| 37 | 10-May-16 | 34 Classroom 20 Sink | 0.10 | 0.017 | <0.2 | 0.006 | | |
| 38 | 10-May-16 | 35 Classroom 19 Sink | 0.09 | 0.028 | <0.02 | 0.006 | | |
| 39 | 10-May-16 | 36 Classroom 18 Sink | 0.09 | 0.013 | | | | |
| 40 | 10-May-16 | 37 Hallway s/s 17 Drink Fountain | <.02 | 0.005 | | | | |
| 41 | 10-May-16 | 38 Classroom 17 Sink | 0.06 | 0.012 | | | | |
| 42 | 10-May-16 | 39 Classroom 16 Sink | 0.10 | 0.017 | <0.02 | 0.002 | | |
| 43 | 10-May-16 | 40 Classroom 15 Sink | 0.04 | 0.007 | | | | |
| 44 | 10-May-16 | 41 Classroom 14 Sink | 0.09 | 0.007 | | | | |
| 45 | 10-May-16 | 42 Boiler Room Sink | 0.02 | 0.018 | <0.02 | <0.001 | | |
| 46 | 10-May-16 | 42 Library Bathroom Sink | 0.22 | 0.001 | | | | |

| Dower Elementary | | | | | | | | |
|------------------|-------------|---|----------------------------|----------------|-------------------------|----------------|---|----------------|
| Number | Sample Date |  | Static Test (13-May-16) | | Run Test (18-May-16) | | Post Repair Static Test (24-Aug-16) | |
| | | | Copper (mg/L) | Lead (mg/L) | Copper (mg/L) | Lead (mg/L) | Copper (mg/L) | Lead (mg/L) |
| 1 | 5-May-16 | A1 Kitchen Wash Sink | 0.06 | 0.085 | | 0.004 | | <0.001 |
| 2 | 5-May-16 | A2 Kitchen Sink | 0.02 | 0.006 | | | | |
| 3 | 5-May-16 | A3 Kitchen Sink | 0.03 | 0.019 | | <0.001 | | 0.003 |
| 4 | 5-May-16 | A4 Kitchen Bath Wash Sink | 0.02 | 0.023 | | 0.037 | | 0.001 |
| 5 | 5-May-16 | 1 Custodial Office (MPR) | 0.02 | 0.003 | | | | |
| 6 | 5-May-16 | 2 Girls Bathroom Sink Left (MPR) | 0.03 | 0.006 | | | | |
| 7 | 5-May-16 | 3 Girls Bathroom Sink Right (MPR) | 0.03 | 0.006 | | | | |
| 8 | 5-May-16 | 4 Boys Bathroom Sink Left (MPR) | 0.03 | 0.005 | | | | |
| 9 | 5-May-16 | 5 Boys Bathroom Sink Right (MPR) | 0.04 | 0.005 | | | | |
| 10 | 5-May-16 | 6 Main Office Sink | 0.05 | 0.005 | | | | |
| 11 | 5-May-16 | 7 Admin Hallway Drink Fountain | 0.02 | 0.020 | | 0.012 | | |
| 12 | 5-May-16 | 8 Nurse Office Sink Admin Building | 0.06 | 0.008 | | | | |
| 13 | 5-May-16 | 9 Girls Bathroom Admin | 0.03 | 0.006 | | | | |
| 14 | 5-May-16 | 10 Boys Bathroom Admin | 0.02 | 0.010 | | | | |
| 15 | 5-May-16 | 11 Classroom 20 Bubbler | 0.02 | 0.011 | | | | |
| 16 | 5-May-16 | 12 Classroom 20 Sink Fac. | 0.03 | 0.035 | | 0.002 | | |
| 17 | 5-May-16 | 13 Classroom 19 Sink Bubbler | 0.04 | 0.009 | | | | |
| 18 | 5-May-16 | 14 Classroom 19 Sink Fac. | 0.08 | 0.008 | | | | |
| 19 | 5-May-16 | 15 Classroom 5 Bubbler | 0.02 | 0.005 | | | | |
| 20 | 5-May-16 | 16 Classroom 5 Sink Fac. | 0.03 | 0.005 | | | | |
| 21 | 5-May-16 | 17 Classroom 3 Bubbler | 0.02 | 0.008 | | | | |
| 22 | 5-May-16 | 18 Classroom 3 Sink Fac. | 0.07 | 0.033 | | <.001 | | |
| 23 | 5-May-16 | 19 Classroom 1 Bubbler | <0.02 | 0.008 | | | | |
| 24 | 5-May-16 | 20 Calsroom 1 Sink Fac. | 0.04 | 0.010 | | | | |
| 25 | 5-May-16 | 21 Classroom 2 Sink Fac. | <0.02 | 0.010 | | | | |
| 26 | 5-May-16 | 22 Classroom 2 Sink Fac. | 0.08 | 0.076 | | 0.003 | | |
| 27 | 5-May-16 | 23 Classroom 4 Bubbler | <0.02 | 0.006 | | | | |
| 28 | 5-May-16 | 24 Classroom 4 Sink Fac. | 0.04 | 0.004 | | | | |
| 29 | 5-May-16 | 25 Classroom 6 Bubbler | <0.02 | 0.009 | | | | |
| 30 | 5-May-16 | 26 Classroom 6 Sink Fac. | 0.04 | 0.009 | | | | |
| 31 | 5-May-16 | 27 Classroom 7 Bubbler | <0.02 | 0.007 | | | | |
| 32 | 5-May-16 | 28 Classroom 7 Sink Fac. | <0.02 | 0.004 | | | | |
| 33 | 5-May-16 | 29 Classroom 9 Bubbler | <0.02 | 0.007 | | | | |
| 34 | 5-May-16 | 30 Classroom 9 Sink Fac. | 0.03 | 0.004 | | | | |
| 35 | 5-May-16 | 31 Classroom 11 Sink Fac. | <0.02 | 0.007 | | | | |
| 36 | 5-May-16 | 32 Classroom 11 Sink Fac. | 0.02 | 0.006 | | | | |
| 37 | 5-May-16 | 33 Classroom 12 Bubbler | <0.02 | 0.005 | | | | |
| 38 | 5-May-16 | 34 Classroom 12 Sink Fac. | <0.02 | 0.007 | | | | |
| 39 | 5-May-16 | 35 Classroom 10 Bubbler | 0.02 | 0.006 | | | | |
| 40 | 5-May-16 | 36 Classroom 10 Sink Fac. | 0.04 | 0.005 | | | | |
| 41 | 5-May-16 | 37 Classroom 8 Bubbler | <0.02 | 0.004 | | | | |
| 42 | 5-May-16 | 38 Classroom 8 Sink Fac. | 0.04 | 0.006 | | | | |
| 43 | 5-May-16 | 39 Classroom 17 Bubbler | <0.02 | 0.010 | | | | |
| 44 | 5-May-16 | 40 Classroom 17 Sink Fac. | 0.06 | 0.009 | | | | |
| 45 | 5-May-16 | 41 Classroom 15 Bubbler | 0.04 | 0.010 | | | | |
| 46 | 5-May-16 | 42 Classroom 15 Sink Fac. | 0.09 | 0.021 | | 0.002 | | |
| 47 | 5-May-16 | 43 Classroom 13 Bubbler | 0.02 | 0.011 | | | | |
| 48 | 5-May-16 | 44 Classroom 13 Sink Fac | 0.05 | 0.011 | | | | |
| 49 | 5-May-16 | 45 Classroom 14 Bubbler | <0.02 | 0.006 | | | | |
| 50 | 5-May-16 | 46 Classroom 14 Sink Faucet | 0.04 | 0.014 | | | | |
| 51 | 5-May-16 | 47 Classroom 16 Bubbler | 0.03 | 0.011 | | | | |
| 52 | 5-May-16 | 48 Classroom 16 Sink | 0.09 | 0.004 | | | | |
| 53 | 5-May-16 | 49 Classroom 18 Bubbler | <0.02 | 0.009 | | | | |
| 54 | 5-May-16 | 50 Classroom 18 Sink | 0.06 | 0.025 | | 0.002 | | |
| 55 | 5-May-16 | 51 Girls Ext. Gang Bathroom Left | <0.02 | 0.009 | | | | |
| 56 | 5-May-16 | 52 Girls Ext. Gang Bathroom Center | <0.02 | 0.006 | | | | |
| 57 | 5-May-16 | 53 Girls Ext. Gang Bathroom Right | <0.02 | 0.010 | | | | |
| 58 | 5-May-16 | 54 Boys Ext. Gang Bathroom Left | <0.02 | 0.013 | | | | |
| 59 | 5-May-16 | 55 Boys Ext. Gang Bathroom Center | <0.02 | 0.007 | | | | |
| 60 | 5-May-16 | 56 Boys Ext. Gang Bathroom Right | <0.02 | 0.010 | | | | |

| Dower Elementary | | | | | | | Post Repair Static Test (24-Aug-16) | |
|------------------|-------------|---------------------------|-------------------------|-------------|----------------------|-------------|-------------------------------------|-------------|
| Number | Sample Date | Sample Location | Static Test (13-May-16) | | Run Test (18-May-16) | | Copper (mg/L) | Lead (mg/L) |
| | | | Copper (mg/L) | Lead (mg/L) | Copper (mg/L) | Lead (mg/L) | | |
| 61 | 5-May-16 | 57 Library Drink Fountain | 0.17 | <0.001 | | | | |
| 62 | 5-May-16 | 58 Library Bathroom Sink | 0.19 | 0.002 | | | | |
| 63 | 5-May-16 | 59 Library Office Sink | 0.20 | 0.004 | | | | |

| Early Learning Program | | | | | | |
|------------------------|-------------|---|----------------------------|----------------|--------------------------|----------------|
| Number | Sample Date |  | Static Test (17-May-16) | | Run Test (17-June-16) | |
| | | | Copper (mg/L) | Lead (mg/L) | Copper (mg/L) | Lead (mg/L) |
| 1 | 10-May-16 | 1 Room 115 D Main Office Sink | 0.31 | 0.011 | | |
| 2 | 10-May-16 | 2 Room 114A Drink Fountain | 0.17 | 0.017 | 0.35 | 0.009 |
| 3 | 10-May-16 | 3 Room 114A Sink | 0.22 | 0.010 | | |
| 4 | 10-May-16 | 4 Room 112 Drink Fountain | 0.17 | 0.004 | | |
| 5 | 10-May-16 | 5 Room 112 Sink | 0.18 | 0.002 | | |
| 6 | 10-May-16 | 6 Room 113 Drink Fountain | 0.21 | 0.003 | | |
| 7 | 10-May-16 | 7 Room 113 Sink | 0.16 | 0.004 | | |
| 8 | 10-May-16 | 8 Room 111 Drink Fountain | 0.08 | 0.024 | 0.14 | 0.001 |
| 9 | 10-May-16 | 9 Room 111 Sink | 0.15 | 0.005 | | |
| 10 | 10-May-16 | 10 Room 110 Drink Fountain | 0.20 | 0.003 | | |
| 11 | 10-May-16 | 11 Room 110 Sink | 0.19 | 0.006 | | |
| 12 | 10-May-16 | 13 Room 109 Sink | 0.18 | 0.005 | | |
| 13 | 10-May-16 | 14 Room 108 Drink Fountain | 0.21 | 0.003 | | |
| 14 | 10-May-16 | 15 Room 108 Sink | 0.20 | 0.004 | | |
| 15 | 10-May-16 | 16 Womens Restroom Sink (Adult) | 0.13 | 0.001 | | |
| 16 | 10-May-16 | 17 Mens Restroom Sink (Adult) | 0.11 | 0.002 | | |
| 17 | 10-May-16 | 18 Room 120 Drink Fountain | 0.33 | <0.001 | | |
| 18 | 10-May-16 | 19 Room 120 Sink | 0.20 | <0.001 | | |
| 19 | 10-May-16 | 20 Room 119 Drink Fountain | 0.08 | 0.001 | | |
| 20 | 10-May-16 | 21 Room 119 Sink | 0.06 | 0.001 | | |
| 21 | 10-May-16 | 22 Staff Lounge Sink | 0.05 | 0.002 | | |
| 22 | 10-May-16 | 23 Girls Restroom (1st Left Clockwise) | 0.10 | 0.001 | | |
| 23 | 10-May-16 | 24 Girls Restroom | 0.14 | 0.002 | | |
| 24 | 10-May-16 | 25 Girls Restroom | 0.18 | 0.003 | | |
| 25 | 10-May-16 | 26 Girls Restroom | 0.06 | 0.003 | | |
| 26 | 10-May-16 | 27 Boys Restroom (on left Clockwise) | 0.14 | 0.003 | | |
| 27 | 10-May-16 | 28 Boys Restroom | 0.15 | 0.004 | | |
| 28 | 10-May-16 | 29 Boys Restroom | 0.13 | 0.003 | | |
| 29 | 10-May-16 | 30 Boys Restroom | 0.17 | 0.002 | | |
| 30 | 10-May-16 | 31 Room 103 Drink Fountain | 0.31 | 0.004 | | |
| 31 | 10-May-16 | 32 Room 103 Sink | 0.12 | 0.001 | | |
| 32 | 10-May-16 | 33 Room 104 Drink Fountain | 0.36 | 0.002 | | |
| 33 | 10-May-16 | 34 Room 104 Sink | 0.15 | 0.002 | | |
| 34 | 10-May-16 | 35 Room 101 Drink Fountain | 0.24 | 0.002 | | |
| 35 | 10-May-16 | 36 Room 101 Sink | 0.18 | 0.004 | | |
| 36 | 10-May-16 | 38 Room 102 | 0.17 | 0.003 | | |
| 37 | 10-May-16 | 39 Room 203 Sink | 0.02 | 0.002 | | |
| 38 | 10-May-16 | 40 Unisex Restroom Sink | 0.04 | 0.001 | | |
| 39 | 10-May-16 | Bldg. 200 Hallway Drinking Fountain (No Sh | 0.03 | 0.010 | | |
| 40 | 10-May-16 | UniSex Restroom Sink (No Sheet) | 0.04 | 0.016 | <0.02 | <0.001 |
| 41 | 10-May-16 | Health Room Sink (No Sheet) | 0.06 | 0.001 | | |
| 42 | 11-May-16 | 41 Main Kitchen Sink | 0.04 | 0.004 | | |
| 43 | 11-May-16 | 42 Main Kitchen Sink | 0.05 | 0.007 | | |
| 44 | 11-May-16 | 43 Small Handwash Sink | 0.06 | 0.012 | | |
| 45 | 11-May-16 | 44 Island Sink | 0.08 | 0.003 | | |
| 46 | 11-May-16 | 45 Womens Restroom Sink | 0.14 | 0.005 | | |
| 47 | 11-May-16 | 46 Mens Restroom Sink | 0.15 | 0.022 | <0.02 | <0.001 |


39-41 have results but no order sheet.

| Evergreen Elementary | | | | | | |
|----------------------|-------------|---|----------------------------|-------------|--------------------------|----------------|
| Number | Sample Date |  | Static Test (20-May-16) | | Run Test (22-June-16) | |
| | | | Copper (mg/L) | Lead (mg/L) | Copper (mg/L) | Lead (mg/L) |
| 1 | 11-May-16 | Room 120 Drink Fountain Left | 0.32 | 0.004 | | |
| 2 | 11-May-16 | Room 120 Drink Sink Left | 0.34 | 0.003 | | |
| 3 | 11-May-16 | Room 120 Drink Fountain Right | 0.44 | 0.001 | | |
| 4 | 11-May-16 | Room 120 Sink Right | 0.29 | 0.010 | | |
| 5 | 11-May-16 | Room 125 Left Sink | 0.34 | 0.004 | | |
| 6 | 11-May-16 | Room 125 Right Drink Fountain | 0.36 | 0.003 | | |
| 7 | 11-May-16 | Room 125 Left Sink | 0.37 | 0.002 | | |
| 8 | 11-May-16 | Room 127 Left Drink Fountain | 0.49 | 0.001 | | |
| 9 | 11-May-16 | Room 127 Left Sink | 0.41 | 0.004 | | |
| 10 | 11-May-16 | Room 127 Right Drink Fountain | 0.15 | 0.002 | | |
| 11 | 11-May-16 | Room 127 Left Sink | 0.12 | 0.006 | | |
| 12 | 11-May-16 | Room 126B Boys Restroom Left Sink | 0.23 | <0.001 | | |
| 13 | 11-May-16 | Boys Restroom | 0.23 | 0.002 | | |
| 14 | 11-May-16 | Boys Restroom | 0.23 | 0.002 | | |
| 15 | 11-May-16 | Boys Restroom | 0.24 | <0.001 | | |
| 16 | 11-May-16 | Boys Restroom Right Sink | 0.22 | <0.001 | | |
| 17 | 11-May-16 | Room 126B Girls Restroom Left Sink | 0.28 | <0.001 | | |
| 18 | 11-May-16 | Girls Restroom | 0.29 | <0.001 | | |
| 19 | 11-May-16 | Girls Restroom | 0.27 | <0.001 | | |
| 20 | 11-May-16 | Room 126 B Girls Restroom Sink | 0.28 | <0.001 | | |
| 21 | 11-May-16 | Girls Restroom Right Sink | 0.27 | <0.001 | | |
| 22 | 11-May-16 | Room 608 Drink Fountain | 0.50 | 0.004 | | |
| 23 | 11-May-16 | Room 608 Sink | 0.30 | 0.008 | | |
| 24 | 11-May-16 | Room 610 Drink Fountain | 0.37 | <0.001 | | |
| 25 | 11-May-16 | Room 610 Sink | 0.19 | 0.005 | | |
| 26 | 11-May-16 | Room 611 Drink Fountain | 0.42 | <0.001 | | |
| 27 | 11-May-16 | Room 611 Sink | 0.48 | 0.004 | | |
| 28 | 11-May-16 | Room 609 Drink Fountain | 0.41 | <0.001 | | |
| 29 | 11-May-16 | Room 609 Sink | 0.30 | 0.002 | | |
| 30 | 11-May-16 | Room 605 Left Drink Fountain | 0.48 | 0.002 | | |
| 31 | 11-May-16 | Room 605 Left Sink | 0.20 | 0.003 | | |
| 32 | 11-May-16 | Room 605 Right Drink Fountain | 0.37 | 0.003 | | |
| 33 | 11-May-16 | Room 605 Right Sink | 0.32 | 0.004 | | |
| 34 | 11-May-16 | Room 607 Drink Fountain | 0.41 | <0.001 | | |
| 35 | 11-May-16 | Room 607 Sink | 0.31 | <0.001 | | |
| 36 | 11-May-16 | Room 606 Drink Fountain | 0.41 | <0.001 | | |
| 37 | 11-May-16 | Room 606 Sink | 0.30 | <0.001 | | |
| 38 | 11-May-16 | Room 604 Left Drink Fountain (trickle) | 0.36 | 0.004 | | |
| 39 | 11-May-16 | Room 604 Left Sink | 0.30 | 0.002 | | |
| 40 | 11-May-16 | Room 604 Right Drink Fountain | 0.41 | <0.001 | | |
| 41 | 11-May-16 | Room 604 Right Sink | 0.34 | 0.002 | | |
| 42 | 11-May-16 | Room 602 Drink Fountain | 0.35 | 0.004 | | |
| 43 | 11-May-16 | Room 602 Sink | 0.46 | 0.036 | 0.08 | <0.001 |
| 44 | 11-May-16 | Library Restroom Sink | 0.27 | <0.001 | | |
| 45 | 11-May-16 | Room 703 Drink Fountain | 0.33 | 0.002 | | |
| 46 | 11-May-16 | Room 703 Sink | 0.31 | 0.003 | | |
| 47 | 11-May-16 | Room 702 Drink Fountain | 0.18 | 0.008 | | |
| 48 | 11-May-16 | Room 702 Sink | 0.25 | 0.015 | 0.09 | <0.001 |
| 49 | 11-May-16 | Room 704 Drink Fountain | 0.27 | | | |

| Evergreen Elementary | | | | | | |
|----------------------|-------------------|--------------------------------|----------------------------|----------------|--------------------------|----------------|
| Sample | Date Sample Taken | Sample Location | Static Test (23-May-16) | | Run Test (22-June-16) | |
| | | | Copper (mg/L) | Lead (mg/L) | Lead (mg/L) | Lead (mg/L) |
| 50 | 11-May-16 | Room 704 Sink Left | 0.23 | 0.003 | | |
| 51 | 11-May-16 | Room 704 Sink Right | 0.48 | 0.002 | | |
| 52 | 11-May-16 | Room 708 Drink Fountain | 0.36 | 0.014 | | |
| 53 | 11-May-16 | Room 708 Sink | 0.29 | <0.001 | | |
| 54 | 11-May-16 | Room 706 Drink Fountain | 0.34 | 0.001 | | |
| 55 | 11-May-16 | Room 706 Sink | 0.23 | 0.001 | | |
| 56 | 11-May-16 | Room 707 Drink Fountain | 0.37 | <0.001 | | |
| 57 | 11-May-16 | Room 707 Sink | 0.25 | <0.001 | | |
| 58 | 11-May-16 | Room 705 Drink Fountain | 0.36 | 0.001 | | |
| 59 | 11-May-16 | Room 705 Sink | 0.28 | <0.001 | | |
| 60 | 11-May-16 | Room 710 Drink Fountain | 0.38 | 0.001 | | |
| 61 | 11-May-16 | Room 710 Sink | 0.27 | <0.001 | | |
| 62 | 11-May-16 | Room 712 Drink Fountain | 0.40 | <0.001 | | |
| 63 | 11-May-16 | Room 712 Sink | 0.27 | <0.001 | | |
| 64 | 11-May-16 | Room 711 Drink Fountain | 0.39 | 0.001 | | |
| 65 | 11-May-16 | Room 711 Sink | 0.33 | <0.001 | | |
| 66 | 11-May-16 | Room 709 Drink Fountain | 0.38 | <0.001 | | |
| 67 | 11-May-16 | Room 709 Sink | 0.28 | <0.001 | | |
| 68 | 11-May-16 | 1 Kitchen Sink | 0.16 | <0.001 | | |
| 69 | 11-May-16 | 2 Kitchen hand Wash | 0.23 | 0.007 | | |
| 70 | 11-May-16 | 3 Fountain E Cafeteria | 0.40 | <0.001 | | |
| 71 | 11-May-16 | 4 Fountain F Cafeteria | 0.38 | <0.001 | | |
| 72 | 11-May-16 | 5 Boys Bathroom A | 0.19 | 0.001 | | |
| 73 | 11-May-16 | 6 boys Bathroom B | 0.21 | <0.001 | | |
| 74 | 11-May-16 | 7 Girls Bathroom B | 0.27 | <0.001 | | |
| 75 | 11-May-16 | 8 Girls Bathroom A | 0.27 | 0.001 | | |
| 76 | 11-May-16 | 9 Cafeteria A Bubbler | 0.50 | <0.001 | | |
| 77 | 11-May-16 | 10 Cafeteria B Bubbler | 0.48 | <0.001 | | |
| 78 | 11-May-16 | 11 Cafeteria C Bubbler | 0.51 | <0.001 | | |
| 79 | 11-May-16 | 12 Cafeteria D Bubbler | 0.49 | <0.001 | | |
| 80 | 11-May-16 | 13 Room 108-A Sink (Custodian) | 0.25 | 0.002 | | |
| 81 | 11-May-16 | 14 Room 108-B Sink (Custodian) | 0.23 | 0.010 | | |
| 82 | 11-May-16 | 15 Room 404 Sink A | 0.21 | 0.015 | 0.06 | 0.020 |
| 83 | 11-May-16 | 16 Room 404 Sink B | 0.06 | 0.055 | 0.04 | <0.001 |
| 84 | 11-May-16 | 17 Room 404 Sink | 0.34 | <0.001 | | |
| 85 | 11-May-16 | 18 Room 406 Bubbler | 0.39 | <0.001 | | |
| 86 | 11-May-16 | 19 Room 406 Sink | 0.34 | <0.001 | | |
| 87 | 11-May-16 | Room 103 Faucet | 0.21 | <0.001 | | |
| 88 | 11-May-16 | Room 103 Bubbler | 0.37 | <0.001 | | |
| 89 | 11-May-16 | Room 103-B Faucet | 0.25 | <0.001 | | |
| 90 | 11-May-16 | Room 103-C Faucet | 0.22 | <0.001 | | |
| 91 | 11-May-16 | Left Bubbler (300 Wing) | 0.47 | <0.001 | | |
| 92 | 11-May-16 | Right Bubbler (300 Wing) | 0.48 | <0.001 | | |
| 93 | 11-May-16 | Room 309 faucet with bubbler | 0.26 | 0.001 | | |
| 94 | 11-May-16 | Room 309 Bubbler | 0.33 | <0.001 | | |
| 95 | 11-May-16 | Room 309 Faucet | 0.23 | 0.002 | | |
| 96 | 11-May-16 | Room 309 Bubbler | 0.31 | 0.022 | 0.33 | <0.001 |
| 97 | 11-May-16 | Room 311 Classroom Faucet | 0.26 | <0.001 | | |
| 98 | 11-May-16 | Room 311 Classroom Bubbler | 0.22 | 0.001 | | |


| Evergreen Elementary | | | | | | |
|----------------------|-------------|---------------------------------|----------------------------|----------------|--------------------------|----------------|
| Number | Sample Date | Sample Location | Static Test (23-May-16) | | Run Test (22-June-16) | |
| | | | Copper (mg/L) | Lead (mg/L) | Lead (mg/L) | Lead (mg/L) |
| 99 | 11-May-16 | Room 311 Shower Room Faucet | 0.61 | 0.057 | 0.13 | <0.001 |
| 100 | 11-May-16 | Room 311 Shower Room Bubbler | 0.49 | 0.022 | 0.17 | <0.001 |
| 101 | 11-May-16 | Room 311 Stand Alone Sink | 0.27 | 0.016 | 0.31 | <0.001 |
| 102 | 11-May-16 | Room 313 Classroom Faucet | 0.28 | <0.001 | | |
| 103 | 11-May-16 | Room 313 Classroom Bubbler | 0.40 | 0.006 | | |
| 104 | 11-May-16 | Room 313 Changing Room Faucet | 0.35 | 0.009 | | |
| 105 | 11-May-16 | Room 313 Changing Room Bubbler | 0.34 | 0.032 | 0.33 | 0.002 |
| 106 | 11-May-16 | Room 313 Kitchen Faucet | 5.80 | 0.221 | 0.31 | <0.001 |
| 107 | 11-May-16 | Room 315 Classroom Faucet | 0.29 | <0.001 | | |
| 108 | 11-May-16 | Room 315 classroom Bubbler | 0.39 | 0.001 | | |
| 109 | 11-May-16 | Room 315 Changing Room Faucet | 0.16 | 0.010 | | |
| 110 | 11-May-16 | Room 315 Changing Room Bubbler | 0.28 | 0.012 | | |
| 111 | 11-May-16 | Room 315 Kitchen Faucet | 0.46 | 0.004 | | |
| 112 | 11-May-16 | Room 312 Custodial Faucet | 0.24 | 0.004 | | |
| 113 | 11-May-16 | Romo 304 Staff Lounge Faucet | 0.21 | 0.004 | | |
| 114 | 11-May-16 | Room 304 Staff Lounge Bubbler | 0.33 | 0.002 | | |
| 115 | 11-May-16 | Room 206-D Restroom Faucet | 0.28 | <0.001 | | |
| 116 | 11-May-16 | Room 306-E Restroom Faucet | 0.30 | <0.001 | | |
| 117 | 11-May-16 | Room 204 Left Bubbler | 0.46 | 0.001 | | |
| 118 | 11-May-16 | Room 204 Right Bubbler | 0.44 | <0.001 | | |
| 119 | 11-May-16 | Room 204 In Wall Bubbler | 0.35 | <0.001 | | |
| 120 | 11-May-16 | Room 206 Changing Room Faucet | 8.00 | 0.246 | 0.32 | <0.001 |
| 121 | 11-May-16 | Room 206-B Changing Room Faucet | 0.43 | <0.001 | | |
| 122 | 11-May-16 | Room 408 Bubbler | 0.37 | <0.001 | | |
| 123 | 11-May-16 | Room 408 Sink | 0.45 | 0.005 | | |
| 124 | 11-May-16 | Room 407 Bubbler | 0.37 | <0.001 | | |
| 125 | 11-May-16 | Room 407 Sink | 0.40 | 0.004 | | |
| 126 | 11-May-16 | Room 405 Bubbler | 0.47 | <0.001 | | |
| 127 | 11-May-16 | Room 405 Sink | 0.45 | 0.001 | | |
| 128 | 11-May-16 | Room 403-A Bubbler | 0.29 | <0.001 | | |
| 129 | 11-May-16 | Room 403-B Sink | 0.43 | <0.001 | | |
| 130 | 11-May-16 | Room 403-C Bubbler | 0.33 | 0.002 | | |
| 131 | 11-May-16 | Room 403-D Sink | 0.29 | 0.003 | | |
| 132 | 11-May-16 | Room 403-E Sink | 0.31 | <0.001 | | |
| 133 | 11-May-16 | Room 401-A Sink | 0.27 | 0.009 | | |
| 134 | 11-May-16 | Room 401-B Sink | 0.22 | 0.006 | | |
| 135 | 11-May-16 | Room 121 kitchen Sink | 0.19 | 0.003 | | |
| 136 | 11-May-16 | Room 121 Left Bathroom Sink | 0.20 | <0.001 | | |
| 137 | 11-May-16 | Room 121 Right Bathroom Sink | 0.25 | <0.001 | | |
| 138 | 11-May-16 | Room 503 Sink | 0.31 | <0.001 | | |
| 139 | 11-May-16 | Room 503-B Sink | 0.19 | 0.004 | | |
| 140 | 11-May-16 | Room 505 Sink | 0.36 | <0.001 | | |
| 141 | 11-May-16 | Room 505 Sink | 0.28 | 0.002 | | |
| 142 | 11-May-16 | Room 507 Bubbler | 0.38 | 0.002 | | |
| 143 | 11-May-16 | Room 507 Sink | 0.29 | 0.001 | | |
| 144 | 11-May-16 | Room 509 Bubbler | 0.37 | <0.001 | | |
| 145 | 11-May-16 | Room 509 Sink | 0.23 | <0.001 | | |
| 146 | 11-May-16 | Room 511 Bubbler | 0.33 | <0.001 | | |
| 147 | 11-May-16 | Room 511 Sink | 0.27 | <0.001 | | |

| Evergreen Elementary | | | | | | |
|----------------------|-------------|------------------|----------------------------|----------------|--------------------|----------------|
| Number | Sample Date | Sample Location | Static Test (23-May-16) | | Run Test (DATE) | |
| | | | Copper (mg/L) | Lead (mg/L) | Copper (mg/L) | Lead (mg/L) |
| 148 | 11-May-16 | Room 512 Bubbler | 0.35 | 0.002 | | |
| 149 | 11-May-16 | Room 512 Sin | 0.25 | <0.001 | | |
| 150 | 11-May-16 | Room 510 Bubbler | 0.34 | 0.001 | | |
| 151 | 11-May-16 | Room 510 Sink | 0.24 | <0.001 | | |
| 152 | 11-May-16 | Room 508 Bubbler | 0.33 | 0.001 | | |
| 153 | 11-May-16 | Room 508 Sink | 0.26 | <0.001 | | |
| 154 | 11-May-16 | Room 506 Sink | 0.29 | <0.001 | | |
| 155 | 11-May-16 | Room 506 Bubbler | 0.39 | <0.001 | | |
| 156 | 11-May-16 | Room 506 Sink | 0.31 | 0.002 | | |
| 157 | 11-May-16 | Room 506 Bubbler | 0.36 | 0.002 | | |
| 158 | 11-May-16 | Room 504 Sink | 0.22 | <0.001 | | |
| 159 | 11-May-16 | Room 504 Bubbler | 0.30 | 0.002 | | |
| 160 | 11-May-16 | Room 504 Sink | 0.25 | 0.001 | | |
| 161 | 11-May-16 | Room 504 Bubbler | 0.35 | 0.002 | | |
| 162 | 11-May-16 | Room 502 Sink | 0.41 | 0.002 | | |
| 163 | 11-May-16 | Room 502 Sink | 0.35 | 0.004 | | |
| 164 | 11-May-16 | Room 109 Bubbler | 0.36 | <0.001 | | |
| 165 | 11-May-16 | Room 109 Sink | 0.25 | 0.002 | | |
| 166 | 11-May-16 | Room 107 Bubbler | 0.22 | 0.002 | | |
| 167 | 11-May-16 | Room 107 Sink | 0.22 | 0.003 | | |

| Four Heroes Elementary | | | | | | |
|------------------------|-------------|---|-----------------------------|----------------|--------------------|----------------|
| Number | Sample Date |  | Static Test (13-June-16) | | Run Test (DATE) | |
| | | | Copper (mg/L) | Lead (mg/L) | Copper (mg/L) | Lead (mg/L) |
| 1 | 18-May-16 | Main Kitchen | 0.51 | 0.001 | | |
| 2 | 18-May-16 | Main Kitchen | 0.30 | 0.003 | | |
| 3 | 18-May-16 | Main Kitchen | 0.35 | 0.002 | | |
| 4 | 18-May-16 | Main Kitchen | 0.26 | <0.001 | | |
| 5 | 18-May-16 | Main Kitchen | 0.31 | <0.001 | | |
| 6 | 18-May-16 | Main Kitchen | 0.30 | 0.002 | | |
| 7 | 18-May-16 | Main Kitchen | 0.72 | 0.002 | | |
| 8 | 18-May-16 | Main Kitchen | 0.28 | <0.001 | | |
| 9 | 18-May-16 | Main Kitchen | 0.25 | <0.001 | | |
| 10 | 18-May-16 | Main Kitchen | 0.04 | <0.001 | | |
| 11 | 18-May-16 | Main Kitchen | 0.34 | <0.001 | | |
| 12 | 18-May-16 | Main Kitchen | 0.18 | <0.001 | | |
| 13 | 18-May-16 | Main Kitchen | 0.37 | 0.002 | | |
| 14 | 18-May-16 | Gym Drink Fountain Left | 0.57 | <0.001 | | |
| 15 | 18-May-16 | Gym Drink Fountain Right | 0.54 | <0.001 | | |
| 16 | 18-May-16 | Room 1109 Drink Fountain | 0.47 | <0.001 | | |
| 17 | 18-May-16 | Room 1109 Sink | 0.32 | 0.003 | | |
| 18 | 18-May-16 | Room 1107 Drink Fountain | 0.51 | 0.001 | | |
| 19 | 18-May-16 | Room 1107 Sink | 0.37 | 0.001 | | |
| 20 | 18-May-16 | Room 1105 Drink Fountain | 0.62 | <0.001 | | |
| 21 | 18-May-16 | Room 1105 Sink | 0.50 | <0.001 | | |
| 22 | 18-May-16 | Room E1018 Unisex Restroom Sink | 0.40 | 0.002 | | |
| 23 | 18-May-16 | Room E1016 Boys Restroom Sink Left | 0.43 | <0.001 | | |
| 24 | 18-May-16 | Room E1016 Boys Restroom Sink Right | 0.46 | <0.001 | | |
| 25 | 18-May-16 | Room E1014 Drink Fountain | 0.63 | 0.001 | | |
| 26 | 18-May-16 | Room E1014 Sink | 0.34 | 0.002 | | |
| 27 | 18-May-16 | Room E1012 Girls Restroom Sink Left | 0.51 | <0.001 | | |
| 28 | 18-May-16 | Room E1012 Girls Restroom Sink Right | 0.47 | <0.001 | | |
| 29 | 18-May-16 | Room E1003 Drink Fountain | 0.52 | 0.002 | | |
| 30 | 18-May-16 | Room E1003 Sink | 0.34 | 0.005 | | |
| 31 | 18-May-16 | Room E1001 Drink Fountain | 0.54 | 0.002 | | |
| 32 | 18-May-16 | Room E1001 Sink | 0.47 | 0.001 | | |
| 33 | 18-May-16 | Room E1004 Work Room Sink | 0.08 | 0.011 | | |
| 34 | 18-May-16 | Room E1004 Lounge Sink | 0.36 | 0.001 | | |
| 35 | 18-May-16 | Room E1202 Health Room Sink | 0.52 | <0.001 | | |
| 36 | 18-May-16 | Room E1202 Health Room Restroom Sink | 0.54 | 0.001 | | |
| 37 | 18-May-16 | Room E1215 Restroom Sink | 0.53 | <0.001 | | |
| 38 | 18-May-16 | Room E1213 Restroom Sink | 0.43 | 0.001 | | |
| 39 | 18-May-16 | Room E1206 Work Room Sink | 0.26 | 0.001 | | |
| 40 | 18-May-16 | Drink Fountain Near Room E1104 Right | 0.65 | <0.001 | | |
| 41 | 18-May-16 | Drink Fountain Near Room E1104 Right | 0.62 | <0.001 | | |
| 42 | 18-May-16 | E1102 Girls Restroom Sink Left | 0.41 | <0.001 | | |
| 43 | 18-May-16 | E1102 Girls Restroom Sink Right | 0.38 | <0.001 | | |
| 44 | 18-May-16 | E1104 Boys Restroom Sink Left | 0.53 | <0.001 | | |
| 45 | 18-May-16 | E1104 Boys Restroom Sink Right | 0.56 | <0.001 | | |
| 46 | 18-May-16 | E1106 Drink Fountain | 0.25 | 0.001 | | |
| 47 | 18-May-16 | E1106 Sink | 0.50 | 0.001 | | |
| 48 | 18-May-16 | E1108 Drink Fountain | 0.51 | <0.001 | | |
| 49 | 18-May-16 | E1108 Sink Left | 0.90 | 0.007 | | |
| 50 | 18-May-16 | E1108 Sink Right | 0.40 | 0.002 | | |


| Four Heroes Elementary | | | | | | |
|------------------------|-------------|---------------------------------|-----------------------------|----------------|--------------------|----------------|
| Number | Sample Date | Sample Location | Static Test (13-June-16) | | Run Test (DATE) | |
| | | | Copper (mg/L) | Lead (mg/L) | Copper (mg/L) | Lead (mg/L) |
| 51 | 18-May-16 | Room E1101 Drink Fountain | 0.53 | 0.001 | | |
| 52 | 18-May-16 | Room E1101 Sink | 0.21 | 0.002 | | |
| 53 | 18-May-16 | Room E1101 Restroom Sink | 0.58 | 0.002 | | |
| 54 | 18-May-16 | Room E1103 Drink Fountain | 0.49 | 0.001 | | |
| 55 | 18-May-16 | Room E1103 Sink | 0.45 | <0.001 | | |
| 56 | 18-May-16 | Room E1103 Restroom Sink | 0.37 | 0.001 | | |
| 57 | 18-May-16 | Room E1110 Drink Fountain | 0.72 | <0.001 | | |
| 58 | 18-May-16 | Room E1110 Sink | 0.49 | 0.001 | | |
| 59 | 18-May-16 | Room E1112 Drink Fountain | 0.67 | <0.001 | | |
| 60 | 18-May-16 | Room E1112 Sink | 0.48 | 0.001 | | |
| 61 | 18-May-16 | Room E1114 Drink Fountain | 0.51 | <0.001 | | |
| 62 | 18-May-16 | Room E1114 Sink | 0.29 | 0.001 | | |
| 63 | 18-May-16 | Room E1116 Drink Fountain | 0.61 | <0.001 | | |
| 64 | 18-May-16 | Room E1116 Sink | 0.38 | 0.002 | | |
| 65 | 18-May-16 | Room E1105 Drink Fountain | 0.64 | <0.001 | | |
| 66 | 18-May-16 | Room E1105 Sink | 0.64 | 0.001 | | |
| 67 | 18-May-16 | Room E1105 Restroom Sink | 0.38 | 0.002 | | |
| 68 | 18-May-16 | Room E1107 Drink Fountain | 0.20 | <0.001 | | |
| 69 | 18-May-16 | Room E1107 Sink | 0.40 | 0.002 | | |
| 70 | 18-May-16 | Room E1107 Restroom Sink | 0.36 | 0.001 | | |
| 71 | 18-May-16 | Room E1111 Drink Fountain | 0.30 | <0.001 | | |
| 72 | 18-May-16 | Room E1111 Sink | 0.40 | <0.001 | | |
| 73 | 18-May-16 | Room E1109 Drink Fountain | 0.41 | <0.001 | | |
| 74 | 18-May-16 | E2109 Sink | 0.32 | 0.002 | | |
| 75 | 18-May-16 | E2116 Drink Fountain | 0.73 | <0.001 | | |
| 76 | 18-May-16 | E2116 Sink | 0.38 | <0.001 | | |
| 77 | 18-May-16 | E2114 Drink Fountain | 0.68 | <0.001 | | |
| 78 | 18-May-16 | E2114 Sink | 0.51 | <0.001 | | |
| 79 | 18-May-16 | E2107 Drink Fountain | 0.54 | 0.001 | | |
| 80 | 18-May-16 | E2107 Sink | 0.46 | 0.001 | | |
| 81 | 18-May-16 | E2105 Drink Fountain | 0.70 | <0.001 | | |
| 82 | 18-May-16 | E2105 Sink | 0.52 | 0.002 | | |
| 83 | 18-May-16 | E2112 Drink Fountain | 0.77 | <0.001 | | |
| 84 | 18-May-16 | E2112 Sink | 0.43 | 0.001 | | |
| 85 | 18-May-16 | E2110 Drink Fountain | 0.63 | <0.001 | | |
| 86 | 18-May-16 | E2110 Sink | 0.36 | 0.001 | | |
| 87 | 18-May-16 | E2103 Drink Fountain | 0.73 | <0.001 | | |
| 88 | 18-May-16 | E2103 Sink | 0.45 | 0.002 | | |
| 89 | 18-May-16 | E2101 Drink Fountain | 0.66 | 0.001 | | |
| 90 | 18-May-16 | E2101 Sink | 0.32 | 0.002 | | |
| 91 | 18-May-16 | E2108 Drink Fountain | 0.63 | 0.002 | | |
| 92 | 18-May-16 | E2108 Sink | 0.46 | <0.001 | | |
| 93 | 18-May-16 | Drink Fountain Left E2104 | 0.72 | 0.001 | | |
| 94 | 18-May-16 | Drink Fountain Right E2104 | 0.73 | 0.001 | | |
| 95 | 18-May-16 | E2104 Boys Restroom Sink Left | 0.70 | <0.001 | | |
| 96 | 18-May-16 | E2104 Boys Restroom Sink Right | 0.59 | <0.001 | | |
| 97 | 18-May-16 | E2102 Girls Restroom Sink Left | 0.68 | <0.001 | | |
| 98 | 18-May-16 | E2102 Girls Restroom Sink Right | 0.46 | <0.001 | | |
| 99 | 18-May-16 | E2001 Sink | 0.29 | 0.001 | | |
| 100 | 18-May-16 | E2005A Work Room Sink | 0.04 | 0.001 | | |

| Four Heroes Elementary | | | | | | |
|------------------------|-------------|---------------------------------|-----------------------------|----------------|--------------------|----------------|
| Number | Sample Date | Sample Location | Static Test (13-June-16) | | Run Test (DATE) | |
| | | | Copper (mg/L) | Lead (mg/L) | Copper (mg/L) | Lead (mg/L) |
| 101 | 18-May-16 | E2004 Unisex Restroom Sink | 0.50 | 0.001 | | |
| 102 | 18-May-16 | E2010 Work Room Sink | 0.33 | <0.001 | | |
| 103 | 18-May-16 | E2012 Girls Restroom Sink Left | 0.44 | 0.001 | | |
| 104 | 18-May-16 | E2012 Girls Restroom Sink Right | 0.54 | 0.001 | | |
| 105 | 18-May-16 | E2007 Drink Fountain | 0.64 | <0.001 | | |
| 106 | 18-May-16 | E2007 Sink | 0.37 | 0.005 | | |
| 107 | 18-May-16 | E2009 Drink Fountain | 0.42 | 0.001 | | |
| 108 | 18-May-16 | E2009 Sink | 0.33 | 0.002 | | |
| 109 | 18-May-16 | E2014 Boys Resstroom Sink Left | 0.61 | 0.001 | | |
| 110 | 18-May-16 | E2014 Boys Resstroom Sink Right | 0.53 | 0.001 | | |
| 111 | 18-May-16 | E2011 Drink Fountain | 0.57 | 0.001 | | |
| 112 | 18-May-16 | E2011 Sink | 0.43 | 0.001 | | |
| 113 | 18-May-16 | E2016 Unisex Restroom Sink | 0.43 | 0.001 | | |
| 114 | 18-May-16 | E2013 Drink Fountain | 0.46 | 0.002 | | |
| 115 | 18-May-16 | E2013 Sink | 0.54 | 0.001 | | |
| 116 | 18-May-16 | E2015 Drink Fountain | 0.69 | 0.001 | | |
| 117 | 18-May-16 | E2015 Sink | 0.33 | 0.003 | | |
| 118 | 30-Jun-16 | Kitchen Ice Machine | 0.45 | <0.001 | | |

| Harrison Preparatory School | | | | | | |
|-----------------------------|-------------|---|-----------------------------|----------------|--------------------------|----------------|
| Number | Sample Date |  | Static Test (15-June-16) | | Run Test (30-June-16) | |
| | | | Copper (mg/L) | Lead (mg/L) | Copper (mg/L) | Lead (mg/L) |
| 1 | 18-May-16 | E1008 Ala Cart Sink | 0.31 | <0.001 | | |
| 2 | 18-May-16 | H1014 Mens Restroom Sink Left | 0.63 | 0.001 | | |
| 3 | 18-May-16 | H1014 Mens Restroom Sink Right | 0.60 | 0.002 | | |
| 4 | 18-May-16 | H1012 Womens Restroom Sink Left | 0.57 | 0.001 | | |
| 5 | 18-May-16 | H1012 Womens Restroom Sink Right | 0.49 | 0.001 | | |
| 6 | 18-May-16 | H1216 Sink | 0.31 | 0.002 | | |
| 7 | 18-May-16 | H1207 Health Room Sink | 0.36 | 0.001 | | |
| 8 | 18-May-16 | H1207 Health Room Restroom Sink | 0.61 | 0.002 | | |
| 9 | 18-May-16 | H1205 Staff Lounge Sink | 0.40 | 0.001 | | |
| 10 | 18-May-16 | H1203 Restroom Sink | 0.67 | 0.002 | | |
| 11 | 18-May-16 | H1201 Restroom Sink | 0.63 | 0.002 | | |
| 12 | 18-May-16 | Drink Fountain Vending Machines Left | 0.65 | <0.001 | | |
| 13 | 18-May-16 | Drink Fountain Vending Machines Right | 0.79 | <0.001 | | |
| 14 | 18-May-16 | H106 Girls Locker Room Office Sink | 0.43 | 0.001 | | |
| 15 | 18-May-16 | H1018Sink Left | 0.12 | 0.006 | | |
| 16 | 18-May-16 | H1018 Sink 2nd from Left | 0.28 | 0.002 | | |
| 17 | 18-May-16 | H1018 Sink 3rd Right | 0.48 | 0.002 | | |
| 18 | 18-May-16 | H1018 Sink 4th Right | 0.61 | 0.003 | | |
| 19 | 18-May-16 | H1024 Mens PE Office Sink | 0.34 | <0.001 | | |
| 20 | 18-May-16 | H1022 Mens Locker Room Sink Left | 0.86 | 0.002 | | |
| 21 | 18-May-16 | H1022 Mens Locker Room 2nd Left | 0.76 | 0.002 | | |
| 22 | 18-May-16 | H1022 Mens Locker Room 3rd Left | 0.83 | 0.002 | | |
| 23 | 18-May-16 | H1022 Mens Locker Room 4th Left | 0.83 | 0.002 | | |
| 24 | 18-May-16 | H1202 Workroom Sink | 0.22 | 0.002 | | |
| 25 | 18-May-16 | H1011 Womens Restroom Sink Left | 0.63 | 0.002 | | |
| 26 | 18-May-16 | H1011 Womens Restroom Sink Right | 0.57 | 0.002 | | |
| 27 | 18-May-16 | H1009 Mens Restroom Sink Left | 0.58 | 0.001 | | |
| 28 | 18-May-16 | H1009 Mens Restroom Sink Right | 0.73 | <0.001 | | |
| 29 | 18-May-16 | H1005 Drink Fountain | 0.34 | 0.008 | | |
| 30 | 18-May-16 | H1005 Sink | 0.25 | <0.001 | | |
| 31 | 18-May-16 | Drink Fountain Near H1101 Left | 0.90 | <0.001 | | |
| 32 | 18-May-16 | Drink Fountain Near H1101 Right | 0.65 | <0.001 | | |
| 33 | 18-May-16 | H1102 Drink Fountain | 0.48 | <0.001 | | |
| 34 | 18-May-16 | H1102 Sink | 0.32 | 0.001 | | |
| 35 | 18-May-16 | H1104 Drink Fountain | 0.70 | 0.001 | | |
| 36 | 18-May-16 | H1104 Sink | 0.42 | 0.002 | | |
| 37 | 18-May-16 | H1105 Drink Fountain | 0.42 | 0.001 | | |
| 38 | 18-May-16 | H1105 Sink | 0.33 | 0.001 | | |
| 39 | 18-May-16 | H1107 Drink Fountain | 0.46 | 0.002 | | |
| 40 | 18-May-16 | H1107 Sink | 0.34 | 0.002 | | |
| 41 | 18-May-16 | H1106 Drink Fountain | 0.67 | 0.002 | | |
| 42 | 18-May-16 | H1106 Sink | 0.61 | <0.001 | | |
| 43 | 18-May-16 | H1109 Drink Fountain | 0.61 | 0.002 | | |
| 44 | 18-May-16 | H1109 Sink | 0.37 | <0.001 | | |
| 45 | 18-May-16 | H110 Unisex Restroom Sink | 0.66 | 0.001 | | |
| 46 | 18-May-16 | H1112 Womens Restroom Sink Left | 0.67 | <0.001 | | |
| 47 | 18-May-16 | H1112 Womens Restroom Sink Right | 0.44 | 0.001 | | |
| 48 | 18-May-16 | H1114 Mens Restroom Sink Left | 0.55 | 0.001 | | |
| 49 | 18-May-16 | H1114 Mens Restroom Sink Right | 0.64 | 0.001 | | |

| Harrison Preparatory School | | | | | | |
|-----------------------------|-------------------|-------------------------------------|-----------------------------|----------------|--------------------------|----------------|
| Sample | Date Sample Taken | Sample Location | Static Test (15-June-16) | | Run Test (30-June-16) | |
| | | | Copper (mg/L) | Lead (mg/L) | Lead (mg/L) | Lead (mg/L) |
| 50 | 18-May-16 | H1111 Science T Desk Sink Left | <0.02 | 0.003 | | |
| 51 | 18-May-16 | H1111 Science Sink (from Left) | 0.24 | <0.001 | | |
| 52 | 18-May-16 | H1111 Science Sink (from Left) | 0.30 | 0.002 | | |
| 53 | 18-May-16 | H1111 Science Sink (from Left) | 0.40 | <0.001 | | |
| 54 | 18-May-16 | H1111 Science Sink (from Left) | 0.26 | 0.002 | | |
| 55 | 18-May-16 | H1111 Science Sink (from Left) | 0.13 | 0.002 | | |
| 56 | 18-May-16 | H1111 Science Sink (from Left) | <0.02 | <0.001 | | |
| 57 | 18-May-16 | H1111 Science Nearest Door | 0.34 | 0.004 | | |
| 58 | 18-May-16 | H1118 Sink Left | 0.54 | 0.002 | | |
| 59 | 18-May-16 | H1118 Sink Right | 0.49 | 0.002 | | |
| 60 | 18-May-16 | H1120 Sink Left | 0.09 | <0.001 | | |
| 61 | 18-May-16 | H1120 Sink Right | 0.57 | 0.001 | | |
| 62 | 18-May-16 | H1113 Sink | 12.00 | 0.041 | 0.84 | <0.001 |
| 63 | 18-May-16 | H1115 Nearest Entry Door Sink | 0.18 | <0.001 | | |
| 64 | 18-May-16 | H1115 Sink (from Left) | 0.06 | 0.002 | | |
| 65 | 18-May-16 | H1115 Sink (from Left) | 0.08 | <0.001 | | |
| 66 | 18-May-16 | H1115 Sink (from Left) | 0.03 | <0.001 | | |
| 67 | 18-May-16 | H1115 Sink (from Left) | 0.11 | <0.001 | | |
| 68 | 18-May-16 | H1115 Sink (from Left) | 0.20 | 0.002 | | |
| 69 | 18-May-16 | H1115 Sink (from Left) | <0.02 | <0.001 | | |
| 70 | 18-May-16 | H1122 Sink Left | 0.47 | 0.005 | | |
| 71 | 18-May-16 | H1122 Sink Right | 0.12 | 0.003 | | |
| 72 | 18-May-16 | H1124 Sink Left | 0.02 | 0.004 | | |
| 73 | 18-May-16 | H1124 Sink Right | 0.08 | 0.002 | | |
| 74 | 18-May-16 | H2001A Sink | 0.21 | 0.001 | | |
| 75 | 18-May-16 | H2008 Drink Fountain | 0.59 | 0.002 | | |
| 76 | 18-May-16 | H2008 Sink | 0.28 | 0.002 | | |
| 77 | 18-May-16 | H2012 Drink Fountain | <0.02 | 0.002 | | |
| 78 | 18-May-16 | H2012 Sink | 0.06 | 0.003 | | |
| 79 | 18-May-16 | H2016 Art Room Sink Corner | 0.52 | 0.001 | | |
| 80 | 18-May-16 | H2016 Art Room Sink 2nd From Corner | 0.54 | 0.001 | | |
| 81 | 18-May-16 | H2016 Art Room Double Sink Left | 0.47 | <0.001 | | |
| 82 | 18-May-16 | H2016 Art Room Double Sink Right | 0.65 | <0.001 | | |
| 83 | 18-May-16 | H2005 Drink Fountain | 0.10 | 0.002 | | |
| 84 | 18-May-16 | H2005 Sink | 0.21 | 0.003 | | |
| 85 | 18-May-16 | H2009 Drink Fountain | 0.27 | 0.002 | | |
| 86 | 18-May-16 | H2009 Sink | 0.21 | 0.002 | | |
| 87 | 18-May-16 | H2017 Womens Restroom Sink Left | 0.54 | 0.001 | | |
| 88 | 18-May-16 | H2017 Womens Restroom Sink Right | 0.48 | 0.001 | | |
| 89 | 18-May-16 | H2015 Mens Restroom Sink Left | 0.57 | <0.001 | | |
| 90 | 18-May-16 | H2015 Mens Restroom Sink Right | 0.39 | <0.001 | | |
| 91 | 18-May-16 | H2011 Drink Fountain | 0.40 | 0.001 | | |
| 92 | 18-May-16 | H2011 Sink | 0.28 | 0.002 | | |
| 93 | 18-May-16 | H2013 Drink Fountain | 0.51 | <0.001 | | |
| 94 | 18-May-16 | H2013 Sink | 0.64 | 0.001 | | |
| 95 | 18-May-16 | H2101 Unisex restroom Sink | 0.56 | 0.002 | | |
| 96 | 18-May-16 | Drink Fountain Near H2101 Left | 0.78 | <0.001 | | |
| 97 | 18-May-16 | Drink Fountain Near H2101 Right | 0.63 | <0.001 | | |
| 98 | 18-May-16 | H2102 Drink Fountian | 0.42 | 0.002 | | |

| Harrison Preparatory School | | | | | | |
|------------------------------------|-------------|----------------------------------|-----------------------------|----------------|--------------------|----------------|
| Number | Sample Date | Sample Location | Static Test (15-June-16) | | Run Test (DATE) | |
| | | | Copper (mg/L) | Lead (mg/L) | Lead (mg/L) | Lead (mg/L) |
| 99 | 18-May-16 | H2102 Sink | 0.33 | 0.001 | | |
| 100 | 18-May-16 | H2104 Drink Fountain | 0.50 | 0.002 | | |
| 101 | 18-May-16 | H2104 Sink | 0.42 | 0.002 | | |
| 102 | 18-May-16 | H2105 Drink Fountain | 0.49 | 0.001 | | |
| 103 | 18-May-16 | H2105 Sink | 0.36 | <0.001 | | |
| 104 | 18-May-16 | H2107 Drink Fountain | 0.68 | 0.002 | | |
| 105 | 18-May-16 | H2107 Sink | 0.31 | 0.003 | | |
| 106 | 18-May-16 | H2106 Drink Fountain | 0.73 | 0.001 | | |
| 107 | 18-May-16 | H2106 Sink | 0.52 | 0.002 | | |
| 108 | 18-May-16 | H2109 Drink Fountain | 0.69 | 0.002 | | |
| 109 | 18-May-16 | H2109 Sink | 0.39 | 0.002 | | |
| 110 | 18-May-16 | H2110 Unisex Restroom Sink | 0.53 | <0.001 | | |
| 111 | 18-May-16 | H2112 Womens Restroom Sink Left | 0.64 | 0.001 | | |
| 112 | 18-May-16 | H2112 Womens Restroom Sink Right | 0.43 | <0.001 | | |
| 113 | 18-May-16 | H2114 Mens Restroom Sink Left | 0.68 | 0.001 | | |
| 114 | 18-May-16 | H2114 Mens Restroom Sink Right | 0.58 | <0.001 | | |
| 115 | 18-May-16 | H2118 Drink Fountain | 0.36 | <0.001 | | |
| 116 | 18-May-16 | H2118 Sink | 0.43 | 0.002 | | |
| 117 | 18-May-16 | H2120 Drink Fountain | 0.49 | 0.001 | | |
| 118 | 18-May-16 | H2120 Sink | 0.45 | <0.001 | | |
| 119 | 18-May-16 | H2113 Drink Fountain | 0.68 | 0.002 | | |
| 120 | 18-May-16 | H2113 Sink | 0.48 | 0.002 | | |
| 121 | 18-May-16 | H2106 Drink Fountain | 0.12 | <0.001 | | |
| 122 | 18-May-16 | H2106 Sink | 0.19 | 0.001 | | |
| 123 | 18-May-16 | H2106 Drink Fountain | 0.02 | 0.001 | | |
| 124 | 18-May-16 | H2106 Sink | 0.14 | 0.002 | | |
| 125 | 18-May-16 | H2106 Drink Fountain | 0.42 | 0.001 | | |
| 126 | 18-May-16 | H2106 Sink | 0.32 | 0.002 | | |
| 127 | 18-May-16 | H2106 Drink Fountain | 0.33 | 0.001 | | |
| 128 | 18-May-16 | H2106 Sink | 0.35 | 0.002 | | |

| Hillside Elementary | | | | | | |
|---------------------|-------------|---|----------------------------|----------------|--------------------------|----------------|
| Number | Sample Date |  | Static Test (20-May-16) | | Run Test (23-June-16) | |
| | | | Copper (mg/L) | Lead (mg/L) | Copper (mg/L) | Lead (mg/L) |
| 1 | 11-May-16 | Main Kitchen Sink | 0.17 | <0.001 | | |
| 2 | 11-May-16 | Main Kitchen Sink | 0.23 | 0.003 | | |
| 3 | 11-May-16 | Main Kitchen Sink | 0.17 | <0.001 | | |
| 4 | 11-May-16 | Main Kitchen Sink | 0.22 | <0.001 | | |
| 5 | 11-May-16 | Main Kitchen Sink | 0.23 | 0.001 | | |
| 6 | 11-May-16 | Main Kitchen Sink | 0.21 | 0.004 | | |
| 7 | 11-May-16 | Main Kitchen Sink | 0.22 | 0.002 | | |
| 8 | 11-May-16 | Gym Drink Fountain Left | 0.21 | <0.001 | | |
| 9 | 11-May-16 | Gym Drink Fountain Right | 0.20 | <0.001 | | |
| 10 | 11-May-16 | Stage Drink Fountain | 0.42 | 0.004 | | |
| 11 | 11-May-16 | Stage Sink | 1.90 | 0.007 | 0.08 | <0.001 |
| 12 | 11-May-16 | Main Lobby Boys Restroom Sink Left | 0.30 | 0.001 | | |
| 13 | 11-May-16 | Main Lobby Boys Restroom Sink Right | 0.28 | 0.001 | | |
| 14 | 11-May-16 | Main Lobby Girls Restroom Sink Left | 0.27 | <0.001 | | |
| 15 | 11-May-16 | Main Lobby Girls Restroom Sink Right | 0.21 | 0.001 | | |
| 16 | 11-May-16 | Health Room Sink | 0.20 | 0.002 | | |
| 17 | 11-May-16 | Health Room Restroom Sink | 0.25 | 0.001 | | |
| 18 | 11-May-16 | Main Office Restroom Sink Right | 0.18 | <0.001 | | |
| 19 | 11-May-16 | Main Office Restroom Sink Left | 0.20 | <0.001 | | |
| 20 | 11-May-16 | Staff Lounge Sink | 0.29 | 0.001 | | |
| 21 | 11-May-16 | Room 159 Drink Fountain | 0.31 | 0.006 | | |
| 22 | 11-May-16 | Room 159 Sink Right | 0.19 | <0.001 | | |
| 23 | 11-May-16 | Room 159 Sink Left | 0.17 | <0.001 | | |
| 24 | 11-May-16 | Room 159 Restroom Sink | 0.21 | 0.001 | | |
| 25 | 11-May-16 | Room 156 Drink Fountain | 0.26 | 0.007 | | |
| 26 | 11-May-16 | Room 156 Sink Left | 0.20 | <0.001 | | |
| 27 | 11-May-16 | Room 156 Sink Right | 0.16 | <0.001 | | |
| 28 | 11-May-16 | Room 156 Restroom Sink | 0.19 | <0.001 | | |
| 29 | 11-May-16 | Room 155 Drink Fountain | 0.31 | 0.004 | | |
| 30 | 11-May-16 | Room 155 Sink Right | 0.20 | <0.001 | | |
| 31 | 11-May-16 | Room 155 Sink Left | 0.16 | 0.001 | | |
| 32 | 11-May-16 | Room 155 Restroom Sink | 0.20 | 0.001 | | |
| 33 | 11-May-16 | Room 152 Drink Fountain | 0.29 | 0.004 | | |
| 34 | 11-May-16 | Room 152 Sink Left | 0.24 | <0.001 | | |
| 35 | 11-May-16 | Room 152 Sink Right | 0.18 | 0.002 | | |
| 36 | 11-May-16 | Room 152 Restroom Sink | 0.24 | <0.001 | | |
| 37 | 11-May-16 | Room 121 Drink Fountain | 0.29 | 0.005 | | |
| 38 | 11-May-16 | Room 121 Sink | 0.12 | 0.001 | | |
| 39 | 2-Jun-16 | Room 123 Sink Bubbler | 0.25 | 0.003 | | |
| 40 | 2-Jun-16 | Room 123 Sink | 0.22 | <0.001 | | |
| 41 | 11-May-16 | Room 122 Drink Fountain | 0.25 | 0.009 | | |
| 42 | 11-May-16 | Room 122 Sink | 0.11 | 0.001 | | |
| 43 | 11-May-16 | Room 150 Drink Fountain | 0.28 | 0.004 | | |
| 44 | 11-May-16 | Room 150 Sink Left | 0.22 | <0.001 | | |
| 45 | 11-May-16 | Room 150 Sink Right | 0.22 | 0.002 | | |
| 46 | 11-May-16 | Room 150 Restroom Sink | 0.20 | 0.001 | | |
| 47 | 11-May-16 | Room 150 Drink Fountain | 0.28 | 0.003 | | |
| 48 | 11-May-16 | Room 150 Sink | 0.22 | <.001 | | |
| 49 | 11-May-16 | Boys Restroom Sink Left (left to right) | 0.23 | <0.001 | | |
| 50 | 11-May-16 | Boys Restroom Sink | 0.20 | <0.001 | | |

| Hillside Elementary | | | | | | |
|---------------------|-------------|--|----------------------------|----------------|--------------------|----------------|
| Number | Sample Date | Sample Location | Static Test (20-May-16) | | Run Test (DATE) | |
| | | | Copper (mg/L) | Lead (mg/L) | Copper (mg/L) | Lead (mg/L) |
| 51 | 11-May-16 | Boys Restroom Sink | 0.20 | 0.001 | | |
| 52 | 11-May-16 | Boys Restroom Sink | 0.27 | 0.001 | | |
| 53 | 11-May-16 | Girls Restroom Sink Left (left to right) | 0.22 | <0.001 | | |
| 54 | 11-May-16 | Girls Restroom Sink | 0.25 | <0.001 | | |
| 55 | 11-May-16 | Girls Restroom Sink | 0.21 | 0.001 | | |
| 56 | 11-May-16 | Girls Restroom Sink | 0.23 | <0.001 | | |
| 57 | 11-May-16 | Teacher Workroom Restroom Sink Left | 0.24 | <0.001 | | |
| 58 | 11-May-16 | Teacher Workroom Restroom Sink Right | 0.23 | <0.001 | | |
| 59 | 11-May-16 | Room 138 Drink Fountain | 0.31 | 0.005 | | |
| 60 | 11-May-16 | Room 138 Sink | 0.17 | <0.001 | | |
| 61 | 11-May-16 | Room 137 Drink Fountain | 0.31 | 0.004 | | |
| 62 | 11-May-16 | Room 137 Sink | 0.22 | <0.001 | | |
| 63 | 11-May-16 | Room 137 Drink Fountain | 0.33 | 0.004 | | |
| 64 | 11-May-16 | Room 137 Sink | 0.26 | <0.001 | | |
| 65 | 11-May-16 | Room 135 Drink Fountain | 0.39 | 0.004 | | |
| 66 | 11-May-16 | Room 135 Sink | 0.26 | 0.001 | | |
| 67 | 11-May-16 | Room 134 Drink Fountain | 0.34 | 0.004 | | |
| 68 | 11-May-16 | Room 134 Sink | 0.20 | <0.001 | | |
| 69 | 11-May-16 | Room 133 Drink Fountain | 0.29 | 0.004 | | |
| 70 | 11-May-16 | Room 133 Sink | 0.23 | 0.003 | | |
| 71 | 11-May-16 | Room 131 Drink Fountain | 0.31 | 0.004 | | |
| 72 | 11-May-16 | Room 131 Sink | 0.28 | <0.001 | | |
| 73 | 11-May-16 | Room 132 Drink Fountain | 0.16 | 0.001 | | |
| 74 | 11-May-16 | Room 132 Sink | 0.28 | 0.004 | | |
| 75 | 11-May-16 | Library Sink | 0.12 | 0.004 | | |
| 76 | 11-May-16 | Room 231 Bubbler | 0.27 | 0.007 | | |
| 77 | 11-May-16 | Room 231 Sink | 0.16 | 0.004 | | |
| 78 | 11-May-16 | Room 230 Bubbler | 0.24 | 0.003 | | |
| 79 | 11-May-16 | Room 230 Sink | 0.22 | <0.001 | | |
| 80 | 11-May-16 | Room 229 Bubbler | 0.27 | 0.004 | | |
| 81 | 11-May-16 | Room 229 Sink | 0.25 | <0.001 | | |
| 82 | 11-May-16 | Teacher Workroom Sink A | 0.24 | <0.001 | | |
| 83 | 11-May-16 | Teacher Workroom Sink B | 0.26 | <0.001 | | |
| 84 | 11-May-16 | Room 225 Bubbler | 0.29 | 0.003 | | |
| 85 | 11-May-16 | Room 225 Sink | 0.25 | <0.001 | | |
| 86 | 11-May-16 | Room 215 Bubbler | 0.27 | 0.003 | | |
| 87 | 11-May-16 | Room 215 Sink | 0.31 | 0.002 | | |
| 88 | 11-May-16 | Room 214 Bubbler | 0.33 | 0.005 | | |
| 89 | 11-May-16 | Room 214 Sink | 0.22 | <0.001 | | |
| 90 | 11-May-16 | Room 213 Bubbler | 0.26 | 0.003 | | |
| 91 | 11-May-16 | Room 213 Sink | 0.21 | 0.005 | | |
| 92 | 11-May-16 | Room 212 Bubbler | 0.31 | 0.003 | | |
| 93 | 11-May-16 | Room 212 Sink | 0.23 | <0.001 | | |
| 94 | 11-May-16 | Room 211 Bubbler | 0.25 | 0.003 | | |
| 95 | 11-May-16 | Room 211 Sink | 0.14 | <0.001 | | |
| 96 | 11-May-16 | Room 210 Bubbler | 0.26 | 0.004 | | |
| 97 | 11-May-16 | Room 210 Sink | 0.15 | 0.001 | | |
| 98 | 11-May-16 | Room 209 Sink | 0.24 | 0.002 | | |
| 99 | 11-May-16 | Room 209 Bubbler | 0.30 | 0.005 | | |
| 100 | 11-May-16 | Girls Bathroom Sink A | 0.22 | <0.001 | | |

| Hillside Elementary | | | | | | |
|----------------------------|-------------|------------------------|----------------------------|----------------|--------------------|----------------|
| Number | Sample Date | Sample Location | Static Test (23-May-16) | | Run Test (DATE) | |
| | | | Copper (mg/L) | Lead (mg/L) | Lead (mg/L) | Lead (mg/L) |
| 101 | 11-May-16 | Girls Bathroom Sink B | 0.21 | <0.001 | | |
| 102 | 11-May-16 | Girls Bathroom Sink C | 0.19 | <0.001 | | |
| 103 | 11-May-16 | Girls Bathroom Sink D | 0.22 | <0.001 | | |
| 104 | 11-May-16 | Boys Bathroom Sink A | 0.23 | <0.001 | | |
| 105 | 11-May-16 | Boys Bathroom Sink B | 0.23 | <0.001 | | |
| 106 | 11-May-16 | Boys Bathroom Sink C | 0.21 | <0.001 | | |
| 107 | 11-May-16 | Boys Bathroom Sink D | 0.20 | <0.001 | | |
| 108 | 11-May-16 | Room 206 Bubbler | 0.30 | 0.005 | | |
| 109 | 11-May-16 | Room 206 Sink | 0.24 | 0.002 | | |
| 110 | 11-May-16 | Room 205 Bubbler | 0.30 | 0.004 | | |
| 111 | 11-May-16 | Room 205 Sink | 0.20 | 0.002 | | |
| 112 | 11-May-16 | Room 204 Bubbler | 0.25 | 0.008 | | |
| 113 | 11-May-16 | Room 204 Sink | 0.12 | 0.001 | | |
| 114 | 11-May-16 | Room 206 Bubbler | 0.26 | 0.003 | | |
| 115 | 11-May-16 | Room 202 Sink | 0.22 | <0.001 | | |
| 116 | 11-May-16 | Room 202 Bubbler | 0.31 | 0.007 | | |
| 117 | 11-May-16 | Room 202 Sink | 0.20 | <0.001 | | |
| 118 | 30-Jun-16 | Staff Lounge Ice Maker | 0.10 | <0.001 | | |

| Hudtloff Middle School | | | | | | | Post Repair Static Test (24-Aug-16) | |
|------------------------|-------------|--|-------------------------|-------------|-----------------------|-------------|-------------------------------------|-------------|
| Number | Sample Date | Sample Location | Static Test (2-June-16) | | Run Test (24-June-16) | | Copper (mg/L) | Lead (mg/L) |
| | | | Copper (mg/L) | Lead (mg/L) | Copper (mg/L) | Lead (mg/L) | | |
| 1 | 17-May-16 | Room 1407 Unisex Restroom | 0.79 | 0.017 | 0.30 | 0.002 | | |
| 2 | 17-May-16 | Room 1409 Kitchen Sink | 0.38 | 0.003 | | | | |
| 3 | 17-May-16 | Room 1409 Kitchen Sink | 0.32 | 0.004 | | | | |
| 4 | 17-May-16 | Room 1409 Kitchen Sink | 0.53 | 0.006 | | | | |
| 5 | 17-May-16 | Room 1409 Kitchen Sink | 0.26 | 0.008 | | | | |
| 6 | 17-May-16 | Room 1409 Kitchen Sink | 0.13 | 0.013 | | | | |
| 7 | 17-May-16 | Room 1409 Kitchen Sink | 0.19 | 0.017 | 0.17 | <0.001 | | <0.001 |
| 8 | 17-May-16 | Room 1409 Kitchen Sink | 0.16 | 0.014 | | | | |
| 9 | 17-May-16 | Room 1409 Kitchen Sink (Hose Reel) | 0.20 | <0.001 | | | | |
| 10 | 17-May-16 | Lunchroom Drink Fountain Left | 0.59 | <0.001 | | | | |
| 11 | 17-May-16 | Lunchroom Drink Fountain Right | 0.44 | <0.001 | | | | |
| 12 | 17-May-16 | Room 1406 Drink Fountain | 0.52 | 0.006 | | | | |
| 13 | 17-May-16 | Room 1406 Sink | 0.72 | 0.003 | | | | |
| 14 | 17-May-16 | Room 1404 Drink Fountain | 0.82 | 0.005 | | | | |
| 15 | 17-May-16 | Room 1404 Sink | 0.47 | 0.004 | | | | |
| 16 | 17-May-16 | Room 1403 Drink Fountain | 0.61 | 0.006 | | | | |
| 17 | 17-May-16 | Room 1403 Sink | 0.32 | 0.009 | | | | |
| 18 | 17-May-16 | Room 1502 Boys Restroom Sink Left | 0.76 | 0.004 | | | | |
| 19 | 17-May-16 | Room 1502 Boys Restroom Sink Right | 0.61 | 0.004 | | | | |
| 20 | 17-May-16 | Room 1503 Girls Restroom Sink Left | 0.77 | 0.004 | | | | |
| 21 | 17-May-16 | Room 1503 Girls Restroom Sink Left | 0.53 | 0.003 | | | | |
| 22 | 17-May-16 | Room 1502 Drink Fountain Left | 0.90 | <0.001 | | | | |
| 23 | 17-May-16 | Room 1502 Drink Fountain Right | 1.10 | 0.001 | | | | |
| 24 | 17-May-16 | Room 1504 Laundry Room Sink | 1.10 | 0.025 | 0.44 | 0.001 | | |
| 25 | 17-May-16 | Room 1508 Boys Locker Room Sink Left | 0.47 | 0.008 | | | | |
| 26 | 17-May-16 | Room 1508 Boys Locker Room Sink 2nd Left | 0.61 | 0.007 | | | | |
| 27 | 17-May-16 | Room 1508 Boys Locker Room Sink 3rd Left | 0.60 | 0.007 | | | | |
| 28 | 17-May-16 | Room 1508 Boys Locker Room Sink Right | 0.46 | 0.006 | | | | |
| 29 | 17-May-16 | PE Office Sink | 0.30 | 0.023 | 0.49 | 0.002 | | |
| 30 | 17-May-16 | Room 1509 PE Office Girls Sink | 0.74 | 0.023 | 0.66 | 0.001 | | |
| 31 | 17-May-16 | Room 1509 Girls Locker Room Sink Left | 0.52 | 0.032 | 0.59 | 0.002 | | |
| 32 | 17-May-16 | Room 1509 Sink 2nd from Left | 0.48 | 0.022 | 0.47 | 0.002 | | |
| 33 | 17-May-16 | Room 1509 Sink 3rd from Left | 0.63 | 0.016 | 0.48 | 0.002 | | |
| 34 | 17-May-16 | Room 1509 Right Sink | 0.54 | 0.015 | 0.48 | 0.001 | | |
| 35 | 17-May-16 | Room 1005 Workroom Sink | 0.12 | 0.004 | | | | |
| 36 | 17-May-16 | Room 1015 Staff Restroom Sink | 0.37 | 0.021 | 0.28 | 0.001 | | |
| 37 | 17-May-16 | Room 1017 Staff Restroom Sink | 0.68 | 0.017 | 0.32 | 0.001 | | |
| 38 | 17-May-16 | Room 1102 Workroom Sink | 0.13 | 0.004 | | | | |
| 39 | 17-May-16 | Room 1013 Health Room Sink | 0.57 | 0.008 | | | | |
| 40 | 17-May-16 | Room 1013 Restroom Sink | 0.57 | 0.025 | 0.32 | 0.001 | | |
| 41 | 17-May-16 | Left Drink Fountain at Room 1000B | 0.78 | 0.001 | | | | |
| 42 | 17-May-16 | Right Drink Fountain at Room 1000B | 1.10 | 0.001 | | | | |
| 43 | 17-May-16 | Room 1101 Restroom Sink | 0.63 | 0.021 | 0.55 | 0.002 | | |
| 44 | 17-May-16 | Room 1201 Drink Fountatin | 0.36 | 0.003 | | | | |
| 45 | 17-May-16 | Room 1201 Left Sink | 0.31 | 0.004 | | | | |
| 46 | 17-May-16 | Room 1201 Right Sink | 0.10 | 0.006 | | | | |
| 47 | 17-May-16 | Room 1202 Drink Fountain | 0.56 | 0.003 | | | | |
| 48 | 17-May-16 | Room 1202 Sink | 0.11 | 0.010 | | | | |
| 49 | 17-May-16 | Room 1204 Drink Fountain | 0.42 | 0.004 | | | | |
| 50 | 17-May-16 | Room 1204 Sink | 0.08 | 0.004 | | | | |
| 51 | 17-May-16 | Room 1203 Drink Fountain | 0.55 | 0.003 | | | | |
| 52 | 17-May-16 | Room 1203 Sink Left | 0.27 | 0.004 | | | | |
| 53 | 17-May-16 | Room 1203 Right Sink | 0.14 | 0.008 | | | | |
| 54 | 17-May-16 | Room 1205 Drink Fountian | 0.67 | 0.007 | | | | |
| 55 | 17-May-16 | Room 1205 Sink Left | 0.17 | 0.008 | | | | |
| 56 | 17-May-16 | Room 1205 Sink Right | 0.41 | 0.002 | | | | |
| 57 | 17-May-16 | Room 1206 Drink Fountian | 0.46 | 0.003 | | | | |
| 58 | 17-May-16 | Room 1206 Sink | 0.23 | 0.007 | | | | |
| 59 | 17-May-16 | Room 1104 Staff Lounge Insta-Hot | 0.09 | <0.001 | | | | |
| 60 | 17-May-16 | Room 1104 Staff Lounge Sink | 0.29 | 0.003 | | | | |

| Hudtloff Middle School | | | | | | | Post Repair Static Test (DATE) | |
|------------------------|-------------------|--------------------------------------|-------------------------|-------------|-----------------------|-------------|--------------------------------|-------------|
| Sample | Date Sample Taken | Sample Location | Static Test (2-June-16) | | Run Test (24-June-16) | | Copper (mg/L) | Lead (mg/L) |
| | | | Copper (mg/L) | Lead (mg/L) | Lead (mg/L) | Lead (mg/L) | | |
| 61 | 17-May-16 | Room 1106 Drink Fountain | 0.43 | 0.006 | | | | |
| 62 | 17-May-16 | Room 1106 Sink Left | 0.23 | 0.003 | | | | |
| 63 | 17-May-16 | Room 1106 Sink Right | 0.05 | 0.003 | | | | |
| 64 | 17-May-16 | Room 1107 Boys Restroom Sink Left | 0.62 | 0.009 | | | | |
| 65 | 17-May-16 | Romo 1107 Boys Restroom Sink Right | 0.71 | 0.015 | 0.49 | <0.001 | | |
| 66 | 17-May-16 | Room 1109 Girls Restroom Sink Left | 0.54 | 0.013 | | | | |
| 67 | 17-May-16 | Room 1109 Girls Restroom Sink Right | 0.56 | 0.011 | | | | |
| 68 | 17-May-16 | Room 1108 Drink Fountain | 0.57 | 0.005 | | | | |
| 69 | 17-May-16 | Room 1108 Sink | 0.44 | 0.005 | | | | |
| 70 | 17-May-16 | Room 1110 Drink Fountain | 0.65 | 0.005 | | | | |
| 71 | 17-May-16 | Room 1110 Sink | 0.24 | 0.004 | | | | |
| 72 | 17-May-16 | Room 1112 Drink Fountain | 0.36 | 0.003 | | | | |
| 73 | 17-May-16 | Room 1112 Sink | 0.25 | 0.002 | | | | |
| 74 | 17-May-16 | Room 1114 Drink Fountain | 0.37 | 0.009 | | | | |
| 75 | 17-May-16 | Room 1114 Sink | 0.31 | 0.004 | | | | |
| 76 | 17-May-16 | Romo 1117 Boys Restroom Sink Left | 0.57 | 0.014 | | | | |
| 77 | 17-May-16 | Room 1117 Boys Restroom Sink Right | 0.37 | 0.011 | | | | |
| 78 | 17-May-16 | Room 1119 Girls Restroom Sink Left | 0.35 | 0.022 | 0.49 | 0.001 | | |
| 79 | 17-May-16 | Room 1119 Girls Restroom Sink Right | 0.48 | 0.012 | | | | |
| 80 | 17-May-16 | Room 1111 Restroom Sink | 0.22 | 0.009 | | | | |
| 81 | 17-May-16 | Room 1302 Drink Fountain Camp Lab | 0.55 | 0.004 | | | | |
| 82 | 17-May-16 | Room 1302 Sink Camp Lab | 0.32 | 0.003 | | | | |
| 83 | 17-May-16 | Room 1304 Single Drink Fountain | 0.41 | 0.003 | | | | |
| 84 | 17-May-16 | Room 1304 Sink | 0.18 | 0.004 | | | | |
| 85 | 17-May-16 | Room 1304 Sink Left | <0.02 | 0.069 | | <0.001 | | |
| 86 | 17-May-16 | Room 1304 Sink Middle | 0.03 | 0.023 | | <0.001 | | |
| 87 | 17-May-16 | Room 1304 Sink Right | 0.07 | 0.016 | | <0.001 | | |
| 88 | 17-May-16 | Room 1301 Art Drink Fountain | 0.48 | 0.005 | | | | |
| 89 | 17-May-16 | Room 1301 Drink Fountain | 0.30 | 0.002 | | | | |
| 90 | 17-May-16 | Room 1301 Double Sink Left | 0.27 | 0.007 | | | | |
| 91 | 17-May-16 | Room 1301 Double Sink Right | 0.29 | 0.005 | | | | |
| 92 | 17-May-16 | Room 1301 Double Sink Left Window | 0.28 | 0.002 | | | | |
| 93 | 17-May-16 | Room 1301 Double Sink Right Window | 0.18 | 0.003 | | | | |
| 94 | 17-May-16 | Room 1305 Science Lab Sink Left | 0.34 | 0.002 | | | | |
| 95 | 17-May-16 | Room 1305 Science Lab Sink 7 | 0.28 | 0.007 | | | | |
| 96 | 17-May-16 | Room 1305 Science Lab Sink 6 | 0.29 | 0.003 | | | | |
| 97 | 17-May-16 | Room 1305 Science Lab Sink 5 | 0.26 | 0.005 | | | | |
| 98 | 17-May-16 | Room 1305 Science Lab Sink 4 | 0.34 | 0.006 | | | | |
| 99 | 17-May-16 | Room 1305 Science Lab Sink 4 | 0.12 | 0.019 | | 0.001 | | |
| 100 | 17-May-16 | Room 1305 Science Lab Sink 3 | 0.30 | 0.005 | | | | |
| 101 | 17-May-16 | Room 1305 Science Lab Sink Right | 0.15 | 0.041 | | 0.002 | | |
| 102 | 17-May-16 | Room 2001A Library Office Sink | 0.06 | 0.004 | | | | |
| 103 | 17-May-16 | Hall Drink Fountain Left at Library | 0.81 | <0.001 | | | | |
| 104 | 17-May-16 | Hall Drink Fountain Right at Library | 0.76 | <0.001 | | | | |
| 105 | 17-May-16 | Room 2101 Restroom Sink | 0.43 | 0.013 | | | | |
| 106 | 17-May-16 | Room 2201 Drink Fountain | 0.40 | 0.004 | | | | |
| 107 | 17-May-16 | Room 2201 Sink | 0.32 | 0.003 | | | | |
| 108 | 17-May-16 | Room 2202 Drink Fountain | 0.43 | 0.004 | | | | |
| 109 | 17-May-16 | Room 2202 Sink | 0.30 | 0.006 | | | | |
| 110 | 17-May-16 | Room 2204 Drink Fountain | 0.45 | 0.005 | | | | |
| 111 | 17-May-16 | Room 2204 Sink | 0.27 | 0.005 | | | | |
| 112 | 17-May-16 | Room 2203 Drink Fountain | 0.61 | 0.002 | | | | |
| 113 | 17-May-16 | Room 2203 Left Sink | 0.27 | 0.005 | | | | |
| 114 | 17-May-16 | Room 2203 Right Sink | 0.25 | 0.008 | | | | |
| 115 | 17-May-16 | Room 2205 Drink Fountain | 0.67 | 0.003 | | | | |
| 116 | 17-May-16 | Room 2205 Left Sink | 0.33 | 0.005 | | | | |
| 117 | 17-May-16 | Room 2205 Right Sink | 0.39 | 0.004 | | | | |
| 118 | 17-May-16 | Room 2206 Drink Fountain | 0.19 | 0.004 | | | | |
| 119 | 17-May-16 | Room 2206 Sink Left | 0.24 | 0.015 | | <0.001 | | |
| 120 | 17-May-16 | Room 2206 Sink Right | 0.07 | 0.004 | | | | |

| Hudtloff Middle School | | | | | | | Post Repair Static Test (DATE) | |
|------------------------|-------------|--------------------------------------|----------------------------|----------------|--------------------------|----------------|--------------------------------------|----------------|
| Number | Sample Date | Sample Location | Static Test (2-June-16) | | Run Test (24-June-16) | | Copper (mg/L) | Lead (mg/L) |
| | | | Copper (mg/L) | Lead (mg/L) | Lead (mg/L) | Lead (mg/L) | | |
| 121 | 17-May-16 | Room 2106 Drink Fountain | 0.65 | 0.008 | | | | |
| 122 | 17-May-16 | Room 2106 Sink | 0.46 | 0.004 | | | | |
| 123 | 17-May-16 | Room 2108 Drink Fountain | 0.47 | 0.004 | | | | |
| 124 | 17-May-16 | Room 2108 Left Sink | 0.35 | 0.004 | | | | |
| 125 | 17-May-16 | Room 2108 Right Sink | 0.37 | 0.007 | | | | |
| 126 | 17-May-16 | Room 2107 Boys Restroom Sink Left | 0.87 | 0.018 | | 0.001 | | |
| 127 | 17-May-16 | Room 2107 Boys Restroom Sink Right | 0.75 | 0.021 | | 0.001 | | |
| 128 | 17-May-16 | Room 2109 Girls Restroom Sink Left | 0.83 | 0.013 | | | | |
| 129 | 17-May-16 | Room 2109 Girls Restroom Sink Right | 0.76 | 0.001 | | | | |
| 130 | 17-May-16 | Room 2110 Drink Fountain | 0.52 | 0.006 | | | | |
| 131 | 17-May-16 | Room 2110 Sink | 0.30 | 0.007 | | | | |
| 132 | 17-May-16 | Room 2112 Drink Fountain | 0.50 | 0.005 | | | | |
| 133 | 17-May-16 | Room 2112 Sink | 0.15 | 0.007 | | | | |
| 134 | 17-May-16 | Room 2114 Drink Fountain | 0.23 | 0.008 | | | | |
| 135 | 17-May-16 | Room 2114 Sink | 0.26 | 0.006 | | | | |
| 136 | 17-May-16 | Room 2116 Drink Fountain | 0.13 | 0.004 | | | | |
| 137 | 17-May-16 | Room 2116 Sink Left | 0.17 | 0.008 | | | | |
| 138 | 17-May-16 | Room 2110 Dsink Right | 0.11 | 0.007 | | | | |
| 139 | 17-May-16 | Room 2119 Girls Sink Left | 0.41 | 0.011 | | | | |
| 140 | 17-May-16 | Room 2119 Girls Sink Right | 0.41 | 0.013 | | | | |
| 141 | 17-May-16 | Room 2117 Boys Restroom Sink Left | 0.58 | 0.180 | | 0.002 | | |
| 142 | 17-May-16 | Room 2117 Boys restroom Sink Right | 0.60 | 0.011 | | | | |
| 143 | 17-May-16 | Room 2111 Restroom Sink | 0.39 | 0.011 | | | | |
| 144 | 17-May-16 | Room 2301 Drink Fountain | 0.55 | 0.005 | | | | |
| 145 | 17-May-16 | Room 2301 Sink | 0.31 | 0.008 | | | | |
| 146 | 17-May-16 | Room 2302 Drink Fountain | 0.63 | 0.007 | | | | |
| 147 | 17-May-16 | Room 2302 Sink | 0.17 | 0.009 | | | | |
| 148 | 17-May-16 | Room 2304 Drink Fountain | 0.40 | 0.010 | | | | |
| 149 | 17-May-16 | Room 2304 Sink | 0.43 | 0.002 | | | | |
| 150 | 17-May-16 | Room 2303 Drink Fountain | 0.62 | 0.004 | | | | |
| 151 | 17-May-16 | Room 2303 Sink Left | 0.31 | 0.003 | | | | |
| 152 | 17-May-16 | Room 2303 Sink Right | 0.21 | 0.008 | | | | |
| 153 | 17-May-16 | Room 2305 Drink Fountain | 0.17 | 0.004 | | | | |
| 154 | 17-May-16 | Room 2305 Sink Left | 0.22 | 0.006 | | | | |
| 155 | 17-May-16 | Room 2305 Sink Right | 0.10 | 0.003 | | | | |
| 156 | 17-May-16 | Room 2306 Drink Fountain | 0.42 | 0.003 | | | | |
| 157 | 17-May-16 | Room 2306 Sink Left | 0.13 | 0.028 | | <0.001 | | |
| 158 | 17-May-16 | Room 2306 Right Sink | 0.28 | 0.006 | | | | |
| 159 | 30-Jun-16 | Gym Laundry Room Ice Machine | 0.35 | 0.001 | | | | |
| 160 | 30-Jun-16 | Nurse Office Ice Machine | 0.44 | <0.001 | | | | |
| 161 | 30-Jun-16 | Room 1104 Staff Fridge Ice Machine A | 0.42 | 0.002 | | | | |
| 162 | 30-Jun-16 | Room 1104 Staff Fridge Ice Machine A | 0.40 | 0.002 | | | | |
| 163 | 30-Jun-16 | Kitchen Ice Machine | 0.20 | <0.001 | | | | |

| Idlewild Elementary | | | | | | | Post Repair Static Test (24-Aug-16) | |
|---------------------|-------------|---|-------------------------|-------------|-----------------------|-------------|-------------------------------------|-------------|
| Number | Sample Date | Sample Location | Static Test (13-May-16) | | Run Test (18-May-16) | | Copper (mg/L) | Lead (mg/L) |
| | | | Copper (mg/L) | Lead (mg/L) | Copper (mg/L) | Lead (mg/L) | | |
| 1 | 2-May-16 | Kitchen A | 0.17 | 0.001 | | | | |
| 2 | 2-May-16 | Kitchen B | 0.12 | 0.017 | <0.02 | <0.001 | | 0.001 |
| 3 | 2-May-16 | Kitchen C | 0.03 | 0.005 | | | | |
| 4 | 2-May-16 | Kitchen D | 0.03 | 0.099 | <0.02 | <0.001 | | |
| 5 | 2-May-16 | Kitchen E | 0.22 | 0.007 | | | | |
| 6 | 2-May-16 | Gym Fountain F | 0.13 | <0.001 | | | | |
| 7 | 2-May-16 | Gym Boys Sink A | 0.07 | 0.006 | | | | |
| 8 | 2-May-16 | Gym Boys Sink B | 0.09 | 0.006 | | | | |
| 9 | 2-May-16 | Gym Boys Sink C | 0.03 | 0.006 | | | | |
| 10 | 2-May-16 | Gym Boys Bathroom Fountain F | <0.02 | 0.003 | | | | |
| 11 | 5-May-16 | Gym Girls Bathroom A | 0.03 | 0.003 | | | | |
| 12 | 5-May-16 | Gym Girls Bathroom B | 0.03 | 0.004 | | | | |
| 13 | 5-May-16 | Gym Girls Bathroom C | <0.02 | 0.003 | | | | |
| 14 | 5-May-16 | Room 1 Faucet | 0.02 | 0.006 | | | | |
| 15 | 5-May-16 | Room 1 Fountain | 0.02 | 0.013 | | | | |
| 16 | 5-May-16 | Room 2 Faucet | 0.03 | 0.005 | | | | |
| 17 | 5-May-16 | Room 2 Fountain | <0.02 | 0.006 | | | | |
| 18 | 5-May-16 | Room 3 Faucet | 0.02 | 0.006 | | | | |
| 19 | 5-May-16 | Room 3 Fountain | 0.03 | 0.011 | | | | |
| 20 | 5-May-16 | Room 4 Faucet | <0.02 | 0.005 | | | | |
| 21 | 5-May-16 | Room 4 Fountain | <0.02 | 0.006 | | | | |
| 22 | 5-May-16 | Room 5 Faucet | 0.02 | 0.004 | | | | |
| 23 | 5-May-16 | Room 5 Fountain | 0.02 | 0.008 | | | | |
| 24 | 5-May-16 | Room 6 Faucet | <0.02 | 0.005 | | | | |
| 25 | 5-May-16 | Room 6 Fountain | <0.02 | 0.005 | | | | |
| 26 | 5-May-16 | Room 7 Faucet | <0.02 | 0.003 | | | | |
| 27 | 5-May-16 | Room 7 Fountain | <0.02 | 0.009 | | | | |
| 28 | 5-May-16 | Room 8 Faucet | <0.02 | 0.004 | | | | |
| 29 | 5-May-16 | Room 8 Fountain | <0.02 | 0.007 | | | | |
| 30 | 5-May-16 | Room 9 Faucet | 0.03 | 0.007 | | | | |
| 31 | 5-May-16 | Room 9 Fountain | <0.02 | 0.011 | | | | |
| Sample | Sample Date | Sample Location | Static Test (19 May 16) | | Run Test (17-June-16) | | Copper (mg/L) | Lead (mg/L) |
| | | | Copper (mg/L) | Lead (mg/L) | Copper (mg/L) | Lead (mg/L) | | |
| 32 | 10-May-16 | Room 10 Bubbler | <0.02 | 0.006 | | | | |
| 33 | 10-May-16 | Room 10 Sink | 0.03 | 0.004 | | | | |
| 34 | 10-May-16 | Room 11 Bubbler | <0.02 | 0.003 | | | | |
| 35 | 10-May-16 | Room 11 Sink | <0.02 | 0.005 | | | | |
| 36 | 10-May-16 | Room 12 Bubbler | <0.02 | 0.003 | | | | |
| 37 | 10-May-16 | Room 12 Sink | 0.03 | 0.018 | <0.02 | 0.003 | | |
| 38 | 10-May-16 | Girls Bathroom Gang Across Room 20 | 0.02 | 0.003 | | | | |
| 39 | 10-May-16 | Boys Bathroom Gang Across Room 20 | <0.02 | 0.004 | | | | |
| 40 | 10-May-16 | Room 13 Bubbler | <0.02 | 0.003 | | | | |
| 41 | 10-May-16 | Room 13 Sink | <0.02 | 0.013 | | | | |
| 42 | 10-May-16 | Room 14 Bubbler | <0.02 | 0.005 | | | | |
| 43 | 10-May-16 | 12 Room 14 Sink | 0.10 | 0.015 | <0.02 | 0.002 | | |
| 44 | 10-May-16 | 13 Room 15 Bubbler | <0.02 | 0.003 | | | | |
| 45 | 10-May-16 | 14 Room 15 Sink | 0.04 | 0.007 | | | | |
| 46 | 10-May-16 | 15 Room 16 Bubbler | <0.02 | 0.004 | | | | |
| 47 | 10-May-16 | 16 Room 16 Sink | 0.04 | <0.001 | | | | |
| 48 | 10-May-16 | 17 Room 17 Bubbler | <0.02 | 0.002 | | | | |
| 49 | 10-May-16 | 18 Room 17 Sink | 0.04 | 0.004 | | | | |
| 50 | 10-May-16 | 19 Room 18 Bubbler | <0.02 | 0.003 | | | | |
| 51 | 10-May-16 | 20 Room 18 Sink | <0.02 | 0.002 | | | | |
| 52 | 10-May-16 | 21 Room 20 Bubbler | <0.02 | 0.004 | | | | |
| 53 | 10-May-16 | 22 Room 20 Sink | 0.02 | 0.004 | | | | |
| 54 | 10-May-16 | 23 Outside Bubbler between Rooms 19 and | <0.02 | 0.007 | | | | |
| 55 | 10-May-16 | 24 Room 19 Bubbler | <0.02 | 0.003 | | | | |
| 56 | 10-May-16 | 25 Room 19 Sink | 0.05 | 0.002 | | | | |

| Idlewild Elementary | | | | | | | Post Repair Static Test (DATE) | |
|---------------------|-------------|------------------------------|----------------------------|----------------|--------------------|----------------|--------------------------------------|----------------|
| Sample | Sample Date | Sample Location | Static Test (19 May 16) | | Run Test (DATE) | | Copper (mg/L) | Lead (mg/L) |
| | | | Copper (mg/L) | Lead (mg/L) | Copper (mg/L) | Lead (mg/L) | | |
| 57 | 10-May-16 | 26 Room A Fire Panel Room | 0.08 | 0.012 | | | | |
| 58 | 10-May-16 | 27 Room B Staff Lounge | 0.05 | 0.001 | | | | |
| 59 | 10-May-16 | 28 Office Bathroom Left | 0.08 | 0.002 | | | | |
| 60 | 10-May-16 | 29 Office Bathroom Right | 0.08 | 0.002 | | | | |
| 61 | 10-May-16 | 30 Office Sink Main Entrance | 0.08 | 0.003 | | | | |
| 62 | 10-May-16 | 31 Library Sink | 0.32 | 0.006 | | | | |
| 63 | 10-May-16 | 31 Room 21 Bubbler | 0.18 | 0.003 | | | | |
| 64 | 10-May-16 | 33 Room 21 Sink | 0.17 | 0.007 | | | | |
| 65 | 10-May-16 | 34 Room 22 Bubbler | 0.18 | 0.003 | | | | |
| 66 | 10-May-16 | 35 Room 22 Sink | 0.16 | 0.002 | | | | |

| Post Repair Static Test | |
|----------------------------|----------------|
| Copper (mg/L) | Lead (mg/L) |

| Lakes High School | | | | | | Post Repair Static Test (24-Aug-16) | | |
|-------------------|-------------|---|--------------------------|-------------|----------------------|-------------------------------------|---------------|-------------|
| Number | Sample Date | Sample Location | Static Test (13-June-16) | | Run Test (24-Aug-16) | | Copper (mg/L) | Lead (mg/L) |
| | | | Copper (mg/L) | Lead (mg/L) | Copper (mg/L) | Lead (mg/L) | | |
| 1 | 18-May-16 | Room S161 Custodial Storage Sink | 58.00 | 0.002 | | | | |
| 2 | 18-May-16 | Room S161 Custodial Sink | 0.34 | 0.004 | | | | |
| 3 | 18-May-16 | Room S156A Sink | 0.53 | 0.005 | | | | |
| 4 | 18-May-16 | Room S163 Sink Left | 0.56 | 0.002 | | | | |
| 5 | 18-May-16 | Room S163 Sink Right | 0.54 | 0.002 | | | | |
| 6 | 18-May-16 | Room S163 Bathroom Sink | 0.83 | 0.002 | | | | |
| 7 | 18-May-16 | Staff Restroom Sink Left S171 | 0.62 | 0.002 | | | | |
| 8 | 18-May-16 | Girls Restroom Sink Left S157 | 0.38 | 0.003 | | | | |
| 9 | 18-May-16 | Girls Restroom Sink Right S157 | 0.36 | 0.003 | | | | |
| 10 | 18-May-16 | Boys Restroom Sink S157 | 0.45 | 0.002 | | | | |
| 11 | 18-May-16 | Bubbler S155A Left | 0.64 | <0.001 | | | | |
| 12 | 18-May-16 | Bubbler S155A Right | 0.56 | 0.001 | | | | |
| 13 | 18-May-16 | Kitchen hand Wash Sink Left | 0.39 | 0.004 | | | | |
| 14 | 18-May-16 | Kitchen Dish Sink | 0.39 | 0.001 | | | | |
| 15 | 18-May-16 | Kitchen Hand Wash Sink Right | 0.41 | 0.003 | | | | |
| 16 | 18-May-16 | Kitchen Hand Wash Sink | 0.45 | 0.004 | | | | |
| 17 | 18-May-16 | Kitchen Dish Sink Left | 0.34 | 0.002 | | | | |
| 18 | 18-May-16 | Kitchen Dish Sink Right | 0.31 | 0.002 | | | | |
| 19 | 18-May-16 | Kitchen Dishwash Sink Sprayer | 0.32 | 0.004 | | | | |
| 20 | 18-May-16 | Kitchen Restroom Sink | 0.77 | 0.002 | | | | |
| 21 | 18-May-16 | Kitchen Restroom Sink | 0.43 | 0.007 | | | | |
| 22 | 18-May-16 | Kitchen Handwash Sink | 0.52 | 0.006 | | | | |
| 23 | 18-May-16 | Room S152 Sink | 0.55 | 0.006 | | | | |
| 24 | 18-May-16 | Room S146 Kitchen sink | 0.55 | 0.003 | | | | |
| 25 | 18-May-16 | Room 146 Womens Restroom Sink | 0.93 | 0.002 | | | | |
| 26 | 18-May-16 | Room S146 Mens Restroom Sink | 0.61 | 0.001 | | | | |
| 27 | 18-May-16 | Room S-141 Ala Cart Food Prep Sink | 1.10 | 0.040 | | <0.001 | | 0.002 |
| 28 | 18-May-16 | Room S-141 Handwash Sink | 0.85 | 0.103 | | 0.001 | | 0.002 |
| 29 | 18-May-16 | Room S141 Dishwash Sink | 0.50 | 0.012 | | | | |
| 30 | 18-May-16 | Room S145 Custodial Sink | 0.24 | 0.002 | | | | |
| 31 | 18-May-16 | Admin Womens Restroom Sink Left | 0.63 | 0.001 | | | | |
| 32 | 18-May-16 | Admin Womens Restroom Sink Right | 0.74 | 0.001 | | | | |
| 33 | 18-May-16 | Admin Mens Restroom Sink | 0.58 | 0.001 | | | | |
| 34 | 18-May-16 | S121 Restroom Sink | 0.67 | 0.002 | | | | |
| 35 | 18-May-16 | S121 Restroom Sink | 0.82 | 0.002 | | | | |
| 36 | 18-May-16 | Room S125 Handwash Sink Left | 0.37 | 0.002 | | | | |
| 37 | 18-May-16 | Room S125 Handwash Sink Right | 0.45 | 0.007 | | | | |
| 38 | 18-May-16 | Room S100C Handwash Sink | 0.53 | 0.002 | | | | |
| 39 | 18-May-16 | Room S105 Workroom Sink | 0.70 | 0.001 | | | | |
| 40 | 18-May-16 | Room S-138 Sink | 0.67 | 0.020 | | <0.001 | | |
| 41 | 18-May-16 | Room S137 Handwash Sink | 1.40 | 0.005 | 0.880 | | | |
| 42 | 18-May-16 | Room S-137 Stainless Steel Sink Left | 0.69 | 0.005 | | | | |
| 43 | 18-May-16 | Room S-137 Stainless Steel Sink Right | 0.80 | 0.006 | | | | |
| 44 | 18-May-16 | Room S-020 Girls Locker Room Coach Sink | 0.98 | 0.004 | | | | |
| 45 | 18-May-16 | Girls Locker Room Gang Sink | 0.68 | 0.002 | | | | |
| 46 | 18-May-16 | Room S022 Sink | 0.16 | 0.010 | | | | |
| 47 | 18-May-16 | Pool Lobby Bubbler Left | 0.49 | 0.001 | | | | |
| 48 | 18-May-16 | Pool Lobby Bubbler Right | 0.59 | 0.003 | | | | |
| 49 | 18-May-16 | Room S034 Pool Office Sink | 0.59 | 0.002 | | | | |
| 50 | 18-May-16 | Room S038 Pool Mech Room Sink | 0.34 | 0.010 | | | | |
| 51 | 18-May-16 | West Gym Hall Bubbler Left | 0.48 | <0.001 | | | | |
| 52 | 18-May-16 | West Gym Hall Bubbler Right | 0.56 | 0.001 | | | | |
| 53 | 18-May-16 | Room S023A Custodial Sink | 0.23 | 0.002 | | | | |
| 54 | 18-May-16 | East Gym Hall Bubbler Left | 0.58 | <0.001 | | | | |
| 55 | 18-May-16 | East Gym Hall Bubbler Right | 0.25 | 0.001 | | | | |
| 56 | 18-May-16 | Room S013 Restroom Sink | 0.47 | 0.009 | | | | |
| 57 | 18-May-16 | Boys Locker Room Gang Sink | 0.55 | 0.004 | | | | |
| 58 | 18-May-16 | Room S-017 Restroom Sink | 0.64 | 0.001 | | | | |
| 59 | 18-May-16 | Gym North Hall Girls Restroom Gang Sink | 1.80 | 0.012 | 0.930 | | | |
| 60 | 18-May-16 | Room S-006 Custodial Sink | 0.79 | 0.012 | | | | |


| Lakes High School | | | | | | | Post Repair Static Test (DATE) | |
|-------------------|-------------|-------------------------------------|-----------------------------|----------------|-------------------------|----------------|--------------------------------------|----------------|
| Number | Sample Date | Sample Location | Static Test (13-June-16) | | Run Test (30-JUN-16) | | Copper (mg/L) | Lead (mg/L) |
| | | | Copper (mg/L) | Lead (mg/L) | Lead (mg/L) | Lead (mg/L) | | |
| 61 | 18-May-16 | Gym North Hall Boys Gang Sink Left | 0.83 | 0.038 | 1.600 | | | |
| 62 | 18-May-16 | Gym North Hall Boys Gang Sink Right | 1.30 | 0.014 | 1.600 | | | |
| 63 | 18-May-16 | Room S-002 Porcelain Sink | 0.77 | 0.001 | | | | |
| 64 | 18-May-16 | Room S001 Weight Room Sink | 0.77 | 0.003 | | | | |
| 65 | 18-May-16 | Gym North Hall Bubblers Left | 0.85 | <0.001 | | | | |
| 66 | 18-May-16 | Gym North Hall Bubblers Right | 0.05 | 0.005 | | | | |
| 67 | 18-May-16 | JROTC Hall Bubblers Left | 0.65 | <0.001 | | | | |
| 68 | 18-May-16 | JROTC Hall Bubblers Right | 0.31 | <0.001 | | | | |
| 69 | 18-May-16 | JROTC Custodial Sink | 0.07 | 0.005 | | | | |
| 70 | 18-May-16 | JROTC Hall Sink | 0.15 | 0.003 | | | | |
| 71 | 18-May-16 | JROTC Hall Bubblers | 0.24 | 0.002 | | | | |
| 72 | 18-May-16 | JROTC Womens Restroom Sink | 0.24 | <0.001 | | | | |
| 73 | 18-May-16 | JROTC Unisex Restroom Sink | 0.29 | <0.001 | | | | |
| 74 | 18-May-16 | Aux Gym Bubblers E | 0.48 | <0.001 | | | | |
| 75 | 18-May-16 | Aux Gym Bubblers SE | 0.43 | <0.001 | | | | |
| 76 | 18-May-16 | Aux Gym Boys Restroom Sink | 0.06 | 0.002 | | | | |
| 77 | 18-May-16 | Aux Gym Girls Restroom Sink | 0.01 | 0.003 | | | | |
| 78 | 18-May-16 | Aux Gym Bubblers SW | 0.28 | <0.001 | | | | |
| 79 | 18-May-16 | Aux Gym Bubblers W | 0.46 | <0.001 | | | | |
| 80 | 18-May-16 | Library Work Room Sink | 0.54 | 0.002 | | | | |
| 81 | 18-May-16 | Bubblers A Next to S206 | 0.70 | <0.001 | | | | |
| 82 | 18-May-16 | Bubblers B Next to S206 | 0.54 | 0.006 | | | | |
| 83 | 18-May-16 | Bubblers A Next to S231 | 0.61 | 0.001 | | | | |
| 84 | 18-May-16 | Bubblers B Next to S231 | 0.81 | <0.001 | | | | |
| 85 | 18-May-16 | Mens Staff Bathroom Sink (S231) | 0.82 | 0.001 | | | | |
| 86 | 18-May-16 | Womens Staff Bathroom Sink (S231) | 0.59 | 0.001 | | | | |
| 87 | 18-May-16 | Girls Bathroom Sink S232 | 0.32 | 0.003 | | | | |
| 88 | 18-May-16 | Girls Bathroom Sink S232 | 0.38 | 0.003 | | | | |
| 89 | 18-May-16 | Room S226 Sink A | 0.44 | 0.003 | | | | |
| 90 | 18-May-16 | Room S226 Sink B | 0.32 | 0.004 | | | | |
| 91 | 18-May-16 | Room S226 Sink C | 0.30 | 0.008 | | | | |
| 92 | 18-May-16 | Room S226 Sink D | 0.29 | 0.005 | | | | |
| 93 | 18-May-16 | Room S226 Sink E | 0.19 | 0.003 | | | | |
| 94 | 18-May-16 | Room S226 Sink F | 0.23 | 0.009 | | | | |
| 95 | 18-May-16 | Room S226 Sink G | 0.29 | 0.009 | | | | |
| 96 | 18-May-16 | Room S226 Sink H | 0.11 | 0.012 | | | | |
| 97 | 18-May-16 | Room S228 Lab Prep Sink | 1.40 | 0.027 | 0.95 | 0.001 | | |
| 98 | 18-May-16 | Room S230 Sink A | 0.41 | 0.005 | | | | |
| 99 | 18-May-16 | Room S230 Sink B | 0.26 | 0.010 | | | | |
| 100 | 18-May-16 | Room S230 Sink C | 0.65 | 0.010 | | | | |
| 101 | 18-May-16 | Room S230 Sink D | 0.78 | 0.010 | | | | |
| 102 | 18-May-16 | Room S230 Sink E | 0.36 | 0.017 | 0.61 | 0.002 | | |
| 103 | 18-May-16 | Room S230 Sink F | 0.20 | 0.016 | 0.59 | 0.002 | | |
| 104 | 18-May-16 | Room S230 Sink G | 0.12 | 0.008 | | | | |
| 105 | 18-May-16 | Room S230 Sink H | 0.04 | 0.022 | 0.58 | 0.002 | | |
| 106 | 18-May-16 | Room 234 Sink | 0.64 | 0.002 | | | | |
| 107 | 18-May-16 | Boys Bathroom Sink S214 | 0.43 | 0.004 | | | | |
| 108 | 18-May-16 | Girls Bathroom Sink S114 | 0.42 | 0.004 | | | | |
| 109 | 18-May-16 | Womens Staff Bathroom Sink S206 | 0.42 | 0.002 | | | | |
| 110 | 18-May-16 | Mens Staff Bathroom Sink S231 | 0.46 | 0.002 | | | | |
| 111 | 18-May-16 | Room S212 Sink | 0.60 | 0.002 | | | | |
| 112 | 18-May-16 | Room S216 Sink A | 0.05 | 0.025 | 0.34 | <0.001 | | |
| 113 | 18-May-16 | Room S216 Sink B | 0.13 | 0.005 | | | | |
| 114 | 18-May-16 | Room S216 Sink C | 0.27 | 0.005 | | | | |
| 115 | 18-May-16 | Room S216 Sink D | 0.16 | 0.006 | | | | |
| 116 | 18-May-16 | Room S216 Sink E | 0.20 | 0.006 | | | | |
| 117 | 18-May-16 | Room S216 Sink F | 0.27 | 0.009 | | | | |
| 118 | 18-May-16 | Room S216 Sink G | 0.14 | 0.010 | | | | |
| 119 | 18-May-16 | Room S216 Sink H | 0.10 | 0.004 | | | | |
| 120 | 18-May-16 | Room S218 Lab Prep Room Sink | 1.30 | 0.057 | 0.31 | <0.001 | | |


| Lakes High School | | | | | | | Post Repair Static Test (DATE) | |
|-------------------|-------------|-------------------------------------|-----------------------------|----------------|-------------------------|----------------|--------------------------------------|----------------|
| Number | Sample Date | Sample Location | Static Test (30-June-16) | | Run Test (30-JUN-16) | | Copper (mg/L) | Lead (mg/L) |
| | | | Copper (mg/L) | Lead (mg/L) | Lead (mg/L) | Lead (mg/L) | | |
| 121 | 18-May-16 | Room 220 Sink A | 0.23 | 0.020 | 0.87 | 0.003 | | |
| 122 | 18-May-16 | Room 220 Sink B | 0.06 | 0.007 | | | | |
| 123 | 18-May-16 | Room 220 Sink C | 0.07 | 0.014 | | | | |
| 124 | 18-May-16 | Room 220 Sink D | 0.01 | 0.024 | 0.81 | 0.003 | | |
| 125 | 18-May-16 | Room 220 Sink E | 0.01 | 0.024 | 0.75 | 0.002 | | |
| 126 | 18-May-16 | Room 220 Sink F | 0.21 | 0.016 | 0.70 | 0.003 | | |
| 127 | 18-May-16 | Room 220 Sink G | 0.01 | 0.016 | 0.68 | 0.002 | | |
| 128 | 18-May-16 | Room 220 Sink H | <0.001 | 0.004 | | | | |
| 129 | 18-May-16 | Room P221 Sink B | 0.71 | 0.004 | | | | |
| 130 | 18-May-16 | Room P221 Sink C | 0.51 | 0.009 | | | | |
| 131 | 18-May-16 | Room P221 Sink D | 0.41 | 0.009 | | | | |
| 132 | 18-May-16 | Room P221 Sink E | 0.45 | 0.008 | | | | |
| 133 | 18-May-16 | Room P209 Sink | 0.41 | 0.006 | | | | |
| 134 | 18-May-16 | Room P205 Sink A | 0.49 | 0.005 | | | | |
| 135 | 18-May-16 | Room P205 Sink B | 0.50 | 0.005 | | | | |
| 136 | 18-May-16 | Room P205 Sink C | 0.29 | 0.006 | | | | |
| 137 | 18-May-16 | Room P205 Sink D | 1.30 | 0.008 | 0.07 | | | |
| 138 | 18-May-16 | Room P205 Sink E | 0.32 | 0.004 | | | | |
| 139 | 18-May-16 | Room P205 Sink F | 0.41 | 0.012 | | | | |
| 140 | 18-May-16 | Room P205 Sink G | 0.37 | 0.004 | | | | |
| 141 | 18-May-16 | Room P205 Sink H | 0.42 | 0.007 | | | | |
| 142 | 18-May-16 | Room P205 Sink I | 0.39 | 0.006 | | | | |
| 143 | 18-May-16 | Room P205 Sink J | 0.49 | 0.009 | | | | |
| 144 | 18-May-16 | Room P205 Sink K | 0.41 | 0.002 | | | | |
| 145 | 18-May-16 | Room P205 Sink L | 0.59 | 0.010 | | | | |
| 146 | 18-May-16 | Bubbler A P205 | 0.63 | <0.001 | | | | |
| 147 | 18-May-16 | Bubbler B P205 | 0.56 | 0.006 | | | | |
| 148 | 18-May-16 | Mens Bathroom P208 Sink | 0.47 | 0.009 | | | | |
| 149 | 18-May-16 | Womens Staff Bathroom Sink Elevator | 0.60 | 0.007 | | | | |
| 150 | 18-May-16 | Girls Bathroom Sink Near Elevator | 0.22 | 0.017 | 0.39 | 0.002 | | |
| 151 | 18-May-16 | Boys Bathroom Sink P213 | 0.53 | 0.004 | | | | |
| 152 | 18-May-16 | Room P220 Sink A | 0.48 | 0.005 | | | | |
| 153 | 18-May-16 | Room P220 Sink B | 0.49 | 0.005 | | | | |
| 154 | 18-May-16 | Room P222 Sink | 0.46 | 0.004 | | | | |
| 155 | 18-May-16 | Room P224A Sink | 0.42 | 0.006 | | | | |
| 156 | 18-May-16 | Room P222 Sink A | 0.50 | 0.006 | | | | |
| 157 | 18-May-16 | Room P222 Sink B | 0.53 | 0.003 | | | | |
| 158 | 18-May-16 | Room P222 Sink C | 0.70 | 0.010 | | | | |
| 159 | 18-May-16 | Room P222 Sink D | 1.00 | 0.011 | | | | |
| 160 | 18-May-16 | Room P222 Sink E | 0.96 | 0.007 | | | | |
| 161 | 18-May-16 | Room P222 Sink F | 0.78 | 0.011 | | | | |
| 162 | 18-May-16 | Room P222 Sink G | 0.62 | 0.008 | | | | |
| 163 | 18-May-16 | Room P222 Sink H | 0.57 | 0.007 | | | | |
| 164 | 18-May-16 | Boys Bathroom Sink P225 | 0.63 | 12.000 | | | | |
| 165 | 18-May-16 | Bubbler A Across P225 | 0.61 | 0.008 | | | | |
| 166 | 18-May-16 | Bubbler B Across P225 | 0.77 | 0.003 | | | | |
| 167 | 18-May-16 | Girls Bathroom Sink P225 | 0.54 | 0.008 | | | | |
| 168 | 18-May-16 | Girls Bathroom Sink P225 | 0.18 | 0.004 | | | | |
| 169 | 18-May-16 | Room P227 Sink A | 0.36 | 0.005 | | | | |
| 170 | 18-May-16 | Room P227 Sink B | 0.42 | 0.005 | | | | |
| 171 | 18-May-16 | Room P227 Sink C | 0.51 | 0.004 | | | | |
| 172 | 18-May-16 | Room P227 Sink D | 0.24 | 0.014 | | | | |
| 173 | 18-May-16 | Room P227 Sink E | 0.61 | 0.003 | | | | |
| 174 | 18-May-16 | Room P227 Sink F | 0.50 | 0.003 | | | | |
| 175 | 18-May-16 | Room P227 Sink G | 0.49 | 0.003 | | | | |
| 176 | 18-May-16 | Room P227 Sink H | 0.35 | 0.004 | | | | |
| 177 | 18-May-16 | Room P225A Sink | 0.52 | 0.004 | 0.71 | 0.004 | | |
| 178 | 18-May-16 | Room P227 Sink A | 0.42 | 0.004 | | | | |
| 179 | 18-May-16 | Room P227 Sink B | 0.37 | 0.002 | | | | |
| 180 | 18-May-16 | Room P227 Sink C | 0.36 | 0.004 | | | | |

| Lakes High School | | | | | | | Post Repair Static Test (DATE) | |
|-------------------|-------------|------------------------------------|--------------------------|-------------|----------------------|-------------|--------------------------------|-------------|
| Number | Sample Date | Sample Location | Static Test (13-June-16) | | Run Test (30-Jun-16) | | Copper (mg/L) | Lead (mg/L) |
| | | | Copper (mg/L) | Lead (mg/L) | Lead (mg/L) | Lead (mg/L) | | |
| 181 | 18-May-16 | Room P227 Sink D | 0.31 | 0.021 | 0.83 | 0.002 | | |
| 182 | 19-May-16 | Aux Gym Custodial Sink (LH78) | 0.45 | 0.012 | | | | |
| 183 | 19-May-16 | Girls Bathroom Sink (Elevator) | 0.57 | 0.006 | | | | |
| 184 | 19-May-16 | Womens Bathroom Sink (Elevator) | 0.78 | 0.004 | | | | |
| 185 | 19-May-16 | Bubbler A Mens Restroom | 0.34 | <0.001 | | | | |
| 186 | 19-May-16 | Bubbler B Mens Restroom | 1.20 | 0.001 | | | | |
| 187 | 19-May-16 | Mens Staff Bathroom Sink Elevator | 0.72 | 0.005 | | | | |
| 188 | 19-May-16 | Boys Bathroom Sink Behind Elevator | 0.50 | 0.007 | | | | |
| 189 | 19-May-16 | Romo P120 Sink | 0.54 | 0.003 | | | | |
| 190 | 19-May-16 | Boys Bathroom Sink A (P129) | 0.68 | 0.008 | | | | |
| 191 | 19-May-16 | Boys Bathroom Sink B (P129) | 0.61 | 0.006 | | | | |
| 192 | 19-May-16 | Bubbler A (P129) | 0.60 | <0.001 | | | | |
| 193 | 19-May-16 | Bubbler B (P129) | 0.43 | <0.001 | | | | |
| 194 | 19-May-16 | Girls Bathroom Sink A (P129) | 0.61 | 0.005 | | | | |
| 195 | 19-May-16 | Girls Bathroom Sink B (P129) | 0.53 | 0.009 | | | | |
| 196 | 19-May-16 | Room P129A Lab Prep Sink | 0.41 | 0.015 | | | | |
| 197 | 19-May-16 | Room P129 Sink A | 1.20 | 0.007 | | | | |
| 198 | 19-May-16 | Room P129 Sink B | 0.66 | 0.009 | | | | |
| 199 | 19-May-16 | Room P129 Sink C | 1.2 | 0.011 | | | | |
| 200 | 19-May-16 | Room P129 Sink D | 1.1 | 0.006 | | | | |
| 201 | 19-May-16 | Room P129 Sink E | 1.1 | 0.009 | | | | |
| 202 | 19-May-16 | Room P129 Sink F | 0.89 | 0.004 | | | | |
| 203 | 19-May-16 | Room P129 Sink G | 0.75 | 0.005 | | | | |
| 204 | 19-May-16 | Room P129 Sink H | 0.82 | 0.002 | | | | |
| 205 | 19-May-16 | Room P115 Sink A | 0.5 | 0.002 | | | | |
| 206 | 19-May-16 | Room P115 Sink B | 0.45 | 0.002 | | | | |
| 207 | 19-May-16 | Room P115 Sink C | 0.57 | 0.0002 | | | | |
| 208 | 19-May-16 | Room P115 Sink D | 0.59 | 0.003 | | | | |
| 209 | 19-May-16 | Room P111 Sink A | 0.51 | 0.002 | | | | |
| 210 | 19-May-16 | Room P111 Sink B | 0.51 | 0.003 | | | | |
| 211 | 19-May-16 | Room P111 Sink C | 0.44 | 0.002 | | | | |
| 212 | 19-May-16 | Room P105 Boys Bathroom Sink | 0.66 | 0.007 | | | | |
| 213 | 19-May-16 | Room P105 Girls Bathroom Sink | 0.66 | 0.004 | | | | |
| 214 | 19-May-16 | Room P105 Class Sink | 0.65 | 0.004 | | | | |
| 215 | 19-May-16 | Bubbler A (P103) | 1.0 | <0.001 | | | | |
| 216 | 19-May-16 | Bubbler B (P103) | 0.57 | 0.002 | | | | |
| 217 | 19-May-16 | Room P101 Sink | 0.54 | 0.002 | | | | |
| 218 | 19-May-16 | Room P106 Sink A | 0.56 | 0.002 | | | | |
| 219 | 19-May-16 | Room P106 Sink B | 0.57 | 0.003 | | | | |
| 220 | 19-May-16 | Room P106 Sink C | 0.53 | 0.001 | | | | |
| 221 | 19-May-16 | Room P108 Sink | 0.53 | 0.002 | | | | |
| 222 | 19-May-16 | | | | | | | |
| 223 | 19-May-16 | | | | | | | |
| 224 | 19-May-16 | | | | | | | |
| 225 | 19-May-16 | | | | | | | |
| 226 | 19-May-16 | | | | | | | |
| 227 | 19-May-16 | | | | | | | |
| 228 | 16-Jun-16 | Health Room Ice Machine | 1.00 | 0.046 | | 0.002 | | |
| 229 | 16-Jun-16 | Student Store Ice Machine | 0.73 | 0.015 | | 0.001 | | |
| 230 | 16-Jun-16 | Weight Room Ice Machine | 8.30 | 0.040 | 0.50 | <0.001 | | |
| 231 | 16-Jun-16 | Room S226 Ice Machine | 0.71 | 0.017 | | <0.001 | | |
| 232 | 16-Jun-16 | Room S220 Ice Machine | 0.10 | 0.035 | | 0.001 | | |
| 233 | 16-Jun-16 | Room P224A Ice Machine | 0.83 | 0.013 | | | | |
| 234 | 16-Jun-16 | Room P221A Ice Machine | 0.53 | 0.061 | | 0.004 | | |
| 235 | 16-Jun-16 | Room P225 Ice Machine | 0.89 | 0.008 | | | | |
| 236 | 16-Jun-16 | Room P129 Ice Machine | 3.70 | 0.187 | 0.73 | | | |

| Lakeview Academy | | | | | | | Post Repair Static Test (24-Aug-16) | |
|------------------|-------------|-----------------------------------|-------------------------|-------------|-----------------------|-------------|-------------------------------------|-------------|
| Number | Sample Date | Sample Location | Static Test (19-May-16) | | Run Test (22-June-16) | | Copper (mg/L) | Lead (mg/L) |
| | | | Copper (mg/L) | Lead (mg/L) | Copper (mg/L) | Lead (mg/L) | | |
| 1 | 10-May-16 | 1A Kitchen Sink | 0.55 | 0.005 | | | | |
| 2 | 10-May-16 | 1B Kitchen Sink | 0.48 | 0.004 | | | | |
| 3 | 10-May-16 | 1C Kitchen Sink | 0.44 | 0.008 | | | | |
| 4 | 10-May-16 | 1D kitchen Sink/Sprayer Wash | 0.73 | <0.001 | | | | |
| 5 | 10-May-16 | 1E Kitchen Sink Hot Well | 0.81 | 0.026 | 0.28 | 0.001 | | 0.001 |
| 6 | 10-May-16 | 1F Kitchen Sink Hot Well | 0.87 | 0.025 | 0.18 | 0.002 | | 0.001 |
| 7 | 10-May-16 | 1G Kitchen Sink Hand Wash | 0.48 | 0.005 | | | | |
| 8 | 10-May-16 | 1H Kitchen Sink | 0.46 | 0.001 | | | | |
| 9 | 10-May-16 | Gym/Impr Bathroom Sink | 0.83 | 0.004 | | | | |
| 10 | 10-May-16 | Stage-Art Sink | 0.70 | 0.015 | 0.52 | 0.001 | | |
| 11 | 10-May-16 | 3 | 0.13 | 0.016 | 0.52 | 0.001 | | |
| 12 | 10-May-16 | Drink Fountain Librabry Hallway | 0.86 | 0.002 | | | | |
| 13 | 10-May-16 | Library Hallway Drink Fountain | 0.80 | 0.001 | | | | |
| 14 | 10-May-16 | Girls Bathroom Left Sink | 0.81 | 0.002 | | | | |
| 15 | 10-May-16 | Boys Bathroom Right Sink | 0.75 | 0.001 | | | | |
| 16 | 10-May-16 | Boys Bathroom Right Sink | 0.70 | 0.003 | | | | |
| 17 | 10-May-16 | Girls Bathroom Left Sink | 0.88 | 0.001 | | | | |
| 18 | 10-May-16 | Library Office Sink | 0.31 | 0.069 | 0.58 | 0.002 | | |
| 19 | 10-May-16 | Nurse Office Bubbler | 1.50 | 0.003 | 0.25 | <0.001 | | |
| 20 | 10-May-16 | Nurse Office Sink | 0.81 | 0.015 | 0.60 | 0.001 | | |
| 21 | 10-May-16 | Nurse Office Bathroom Sink | 0.99 | 0.002 | | | | |
| 22 | 10-May-16 | OT Office Main Bubbler | 0.89 | 0.017 | 0.56 | 0.002 | | |
| 23 | 10-May-16 | OT Office Main Sink | 1.10 | 0.003 | | | | |
| 24 | 10-May-16 | Staff Main Sink | 0.88 | 0.003 | | | | |
| 25 | 10-May-16 | Bathroom Left main Sink | 0.95 | 0.002 | | | | |
| 26 | 10-May-16 | Bathroom Right Main Sink | 0.92 | 0.004 | | | | |
| 27 | 10-May-16 | Classroom 126 Bubbler | 1.10 | 0.005 | | | | |
| 28 | 10-May-16 | Classroom 126 Sink | 0.99 | 0.004 | | | | |
| 29 | 10-May-16 | Classroom 126 Bathroom Sink | 0.28 | 0.010 | | | | |
| 30 | 10-May-16 | Hallway main Drink Fountain Left | 0.80 | 0.002 | | | | |
| 31 | 10-May-16 | Hallway Main Drink Fountain Right | 0.82 | 0.002 | | | | |
| 32 | 10-May-16 | Classroom 130 Bubbler | 0.80 | 0.008 | | | | |
| 33 | 10-May-16 | Classroom 139 Bubbler | 0.83 | 0.006 | | | | |
| 34 | 10-May-16 | Classroom 139 Sink | 0.64 | 0.002 | | | | |
| 35 | 10-May-16 | Classroom 138 Bubbler | 1.00 | 0.005 | | | | |
| 36 | 10-May-16 | Classroom 138 Sink | 0.79 | 0.019 | 0.56 | 0.001 | | |
| 37 | 10-May-16 | Boys Restroom Left Sink | 0.66 | 0.004 | | | | |
| 38 | 10-May-16 | Boys Restroom Center Sink | 0.67 | 0.003 | | | | |
| 39 | 10-May-16 | Boys Restroom Right Sink | 0.68 | 0.003 | | | | |
| 40 | 10-May-16 | Girls Restroom Left Sink | 0.71 | 0.004 | | | | |
| 41 | 10-May-16 | Girls Restroom Center Sink | 0.70 | 0.002 | | | | |
| 42 | 10-May-16 | Girls Restroom Right Sink | 0.82 | 0.003 | | | | |
| 43 | 10-May-16 | Classroom 142 Bubbler | 0.91 | 0.013 | | | | |
| 44 | 10-May-16 | Classroom 142 Sink | 1.30 | 0.012 | 0.69 | 0.001 | | |
| 45 | 10-May-16 | Classroom 144 Bubbler | 1.30 | 0.006 | 0.99 | 0.002 | | |
| 46 | 10-May-16 | Classroom 144 Sink | 1.10 | 0.017 | 1.00 | 0.001 | | |
| 47 | 10-May-16 | Classroom 1443Bubbler | 1.20 | 0.007 | | | | |
| 48 | 10-May-16 | Classroom 143 Sink | 0.97 | 0.012 | | | | |
| 49 | 10-May-16 | Classroom 145 Bubbler | 1.30 | 0.006 | 0.67 | <0.001 | | |
| 50 | 10-May-16 | Classroom 145 Sink | 1.10 | 0.005 | | | | |
| 51 | 10-May-16 | Classroom 148 Bubbler | 0.08 | 0.003 | | | | |
| 52 | 10-May-16 | Classroom 148 Sink | 0.17 | 0.004 | | | | |
| 53 | 10-May-16 | Classroom 149 Bubbler | 0.10 | 0.003 | | | | |
| 54 | 10-May-16 | Classroom 149 Sink | 0.05 | 0.010 | | | | |
| 55 | 10-May-16 | Classroom 156 Bubbler | 0.32 | 0.006 | | | | |
| 56 | 10-May-16 | Classroom 156 Sink Bubbler | 0.19 | 0.011 | | | | |
| 57 | 10-May-16 | Classroom 156 Sink | 0.63 | 0.004 | | | | |
| 58 | 10-May-16 | Classroom 156 Bathroom Sink | 0.39 | 0.009 | | | | |
| 59 | 10-May-16 | Classroom 152 Bubbler | 0.59 | 0.002 | | | | |
| 60 | 10-May-16 | Classroom 152 Bubbler | 0.30 | 0.026 | 1.40 | <0.001 | | |

| Lakeview Academy | | | | | | | Post Repair Static Test (DATE) | |
|------------------|-------------|--------------------------------------|-------------------------|-------------|-----------------------|-------------|--------------------------------|-------------|
| Number | Sample Date | Sample Location | Static Test (19-May-16) | | Run Test (22-June-16) | | Copper (mg/L) | Lead (mg/L) |
| | | | Copper (mg/L) | Lead (mg/L) | Copper (mg/L) | Lead (mg/L) | | |
| 61 | 10-May-16 | Classroom 152 Sink | 0.39 | 0.020 | 1.50 | <0.001 | | |
| 62 | 10-May-16 | Classroom 152 Bathroom Sink | 0.33 | 0.014 | | | | |
| 63 | 10-May-16 | Classroom 155 Bubblers | 0.43 | 0.005 | | | | |
| 64 | 10-May-16 | Classroom 155 Sink Bubblers | 0.08 | 0.011 | | | | |
| 65 | 10-May-16 | Classroom 155 Sink Bubblers | 0.36 | 0.014 | | | | |
| 66 | 10-May-16 | Classroom 155 Bathroom Sink | 0.15 | 0.015 | 0.79 | 0.001 | | |
| 67 | 10-May-16 | Classroom 159 Bubblers | 0.36 | 0.003 | | | | |
| 68 | 10-May-16 | Classroom 159 Sink Bubblers | 0.49 | 0.013 | | | | |
| 69 | 10-May-16 | Classroom 159 Sink Bubblers | 0.27 | 0.006 | | | | |
| 70 | 10-May-16 | Classroom 159 Bathroom Sink | 0.51 | 0.008 | | | | |
| 71 | 10-May-16 | Staff Bathroom A | 0.73 | 0.021 | 0.16 | <0.001 | | |
| 72 | 10-May-16 | Staff Bathroom B | 1.10 | 0.002 | | | | |
| 73 | 10-May-16 | Staff Bubblers A | 1.10 | 0.002 | | | | |
| 74 | 10-May-16 | Staff Bubblers B | 1.40 | 0.002 | 0.34 | 0.002 | | |
| 75 | 10-May-16 | Room 206 Bubblers | 1.10 | 0.004 | | | | |
| 76 | 10-May-16 | Room 206 Sink | 0.99 | <0.001 | | | | |
| 77 | 10-May-16 | Room 207 Bubblers | 1.10 | 0.003 | | | | |
| 78 | 10-May-16 | Room 207 Sink | 0.85 | 0.011 | | | | |
| 79 | 10-May-16 | Room 208 Bubblers | 0.99 | 0.005 | | | | |
| 80 | 10-May-16 | Room 208 Sink | 0.71 | 0.010 | | | | |
| 81 | 10-May-16 | Room 239 Bubblers | 1.20 | 0.002 | | | | |
| 82 | 10-May-16 | Room 239 Sink | 0.71 | 0.007 | | | | |
| 83 | 10-May-16 | Girls Bathroom 1 | 0.55 | 0.008 | | | | |
| 84 | 10-May-16 | Girls Bathroom 1 | 0.62 | 0.002 | | | | |
| 85 | 10-May-16 | Girls Bathroom 1 | 0.93 | 0.002 | | | | |
| 86 | 10-May-16 | Room 243 Bubblers | 1.20 | 0.001 | | | | |
| 87 | 10-May-16 | Room 243 Bubblers | 0.97 | 0.003 | | | | |
| 88 | 10-May-16 | Room 245 Bubblers | 1.50 | 0.004 | 0.99 | 0.001 | | |
| 89 | 10-May-16 | Room 245 Bubblers | 2.40 | 0.027 | 0.31 | <0.001 | | |
| 90 | 10-May-16 | Room 251 Bubblers | 0.08 | 0.003 | | | | |
| 91 | 10-May-16 | Room 251 Sink | 0.10 | 0.009 | | | | |
| 92 | 10-May-16 | Room 262 Bubblers | 0.09 | 0.002 | | | | |
| 93 | 10-May-16 | Room 262 Sink | 0.07 | 0.011 | | | | |
| 94 | 10-May-16 | Room 261 Bubblers | 0.44 | <0.001 | | | | |
| 95 | 10-May-16 | Room 261 Sink | 0.18 | 0.007 | | | | |
| 96 | 10-May-16 | Room 260 Bubblers | 0.17 | 0.005 | | | | |
| 97 | 10-May-16 | Room 260 Sink | 0.15 | 0.011 | | | | |
| 98 | 10-May-16 | Girls Bathroom 2 | 1.30 | 0.018 | 0.60 | 0.003 | | |
| 99 | 10-May-16 | Girls Bathroom 2 | 0.69 | 0.056 | 0.63 | 0.002 | | |
| 100 | 10-May-16 | Girls Bathroom 2 | 1.10 | 0.086 | 0.65 | 0.002 | | |
| 101 | 10-May-16 | Boys Bathroom 3 | 0.19 | 0.009 | | | | |
| 102 | 10-May-16 | Boys Bathroom 3 | 0.12 | 0.009 | | | | |
| 103 | 10-May-16 | Room 250 Bubblers | 0.16 | 0.003 | | | | |
| 104 | 10-May-16 | Room 250 Sink | 0.26 | 0.010 | | | | |
| 105 | 10-May-16 | Room 244 Bubblers | 1.60 | 0.003 | 1.00 | <0.001 | | |
| 106 | 10-May-16 | Room 244 Sink | 0.54 | 0.008 | | | | |
| 107 | 10-May-16 | Room 242 Bubblers | 1.10 | 0.002 | | | | |
| 108 | 10-May-16 | Room 242 Sink | 0.95 | 0.007 | | | | |
| 109 | 10-May-16 | Boys Bathroom 4 | 0.85 | 0.002 | | | | |
| 110 | 10-May-16 | Boys Bathroom 4 | 0.76 | 0.004 | | | | |
| 111 | 10-May-16 | Boys Bathroom 4 | 0.87 | 0.002 | | | | |
| 112 | 10-May-16 | Room 238 Bubblers | 1.10 | 0.005 | | | | |
| 113 | 10-May-16 | Room 238 Sink | 1.20 | 0.004 | | | | |
| 114 | 10-May-16 | Staff Bathroom E | 1.00 | 0.006 | | | | |
| 115 | 10-May-16 | Staff Bathroom Bubblers Staff Room E | 1.10 | <0.001 | | | | |
| 116 | 10-May-16 | Staff Bathroom Bubblers Staff Room E | 0.92 | 0.002 | | | | |
| 117 | 10-May-16 | Staff Bathroom F | 0.85 | 0.003 | | | | |
| 118 | 10-May-16 | Room 230 Bubblers | 1.20 | 0.003 | | | | |
| 119 | 10-May-16 | Room 230 Sink | 0.86 | 0.009 | | | | |
| 120 | 10-May-16 | Room 226 Bubblers | 1.20 | 0.002 | | | | |
| 121 | 10-May-16 | Room 226 Sink | 0.88 | 0.004 | | | | |


| Lakeview Kinder | | | | | | |
|-----------------|-------------|---|----------------------------|-------------|--------------------|----------------|
| Number | Sample Date |  | Static Test (19-May-16) | | Run Test (DATE) | |
| | | | Copper (mg/L) | Lead (mg/L) | Copper (mg/L) | Lead (mg/L) |
| 1 | 10-May-16 | Sink | 0.58 | 0.006 | | |
| 2 | 10-May-16 | Sink | 0.53 | 0.003 | | |
| 3 | 10-May-16 | Sink | 0.49 | 0.003 | | |
| 4 | 10-May-16 | Bubbler | 0.70 | <0.001 | | |
| 5 | 10-May-16 | Sink | 0.36 | 0.009 | | |
| 6 | 10-May-16 | Sink | 0.43 | 0.006 | | |
| 7 | 10-May-16 | Kitchen Sink | 0.77 | 0.007 | | |
| 8 | 10-May-16 | Kitchen Sink | 0.82 | 0.006 | | |
| 9 | 10-May-16 | Kitchen Sink | 0.80 | 0.009 | | |

| Lake Louise Elementary | | | | | | |
|------------------------|-------------|---|----------------------------|-------------|-------------------------|----------------|
| Number | Sample Date |  | Static Test (13-May-16) | | Run Test (18-May-16) | |
| | | | Copper (mg/L) | Lead (mg/L) | Copper (mg/L) | Lead (mg/L) |
| 1 | 5-May-16 | Kitchen Faucet A | <0.02 | 0.004 | | |
| 2 | 5-May-16 | Kitchen Faucet B | <0.02 | 0.002 | | |
| 3 | 5-May-16 | Kitchen Bathroom C | <0.02 | 0.012 | | |
| 4 | 5-May-16 | Room 208 Faucet | 0.16 | 0.012 | | |
| 5 | 5-May-16 | Gym Boys Bathroom Sink A | 0.16 | 0.001 | | |
| 6 | 5-May-16 | Gym Boys Bathroom Sink B | 0.11 | 0.002 | | |
| 7 | 5-May-16 | Gym Girls Bathroom Sink A | 0.11 | 0.002 | | |
| 8 | 5-May-16 | Gym Girls Bathroom Sink B | 0.09 | 0.003 | | |
| 9 | 5-May-16 | Gym Bathroom Fountain | <0.02 | 0.004 | | |
| 10 | 5-May-16 | Room 301 Faucet | 0.03 | 0.003 | | |
| 11 | 5-May-16 | Room 301 Fountain | 0.02 | 0.002 | | |
| 12 | 5-May-16 | Room 302 Faucet | <0.02 | 0.005 | | |
| 13 | 5-May-16 | Room 302 Fountain | 0.05 | 0.005 | | |
| 14 | 5-May-16 | Room 303 Faucet | <0.02 | 0.004 | | |
| 15 | 5-May-16 | Room 303 Fountain | 0.04 | 0.005 | | |
| 16 | 5-May-16 | Room 304 Faucet | 0.02 | 0.003 | | |
| 17 | 5-May-16 | Room 304 Fountain | 0.02 | 0.004 | | |
| 18 | 5-May-16 | Room 305 Faucet | 0.02 | 0.002 | | |
| 19 | 5-May-16 | Room 305 Fountain | 0.02 | 0.004 | | |
| 20 | 5-May-16 | Room 306 Faucet | <0.02 | 0.003 | | |
| 21 | 5-May-16 | Room 306 Fountain | 0.02 | 0.008 | | |
| 22 | 5-May-16 | Room 401 Faucet | <0.02 | 0.004 | | |
| 23 | 5-May-16 | Room 401 Fountain | <0.02 | 0.003 | | |
| 24 | 5-May-16 | Room 402 Faucet | 0.05 | 0.017 | <0.02 | 0.003 |
| 25 | 5-May-16 | Room 402 Fountain | <0.02 | 0.003 | | |
| 26 | 5-May-16 | Room 403 Faucet (Sample # 08956388) | 0.05 | 0.005 | | |
| 27 | 5-May-16 | Room 403 Fountain (Sample # 08956388) | <0.02 | 0.003 | | |
| 28 | 5-May-16 | Room 404 Faucet | 0.07 | 0.018 | 0.030 | 0.007 |
| 29 | 5-May-16 | Room 404 Fountain | <0.02 | 0.003 | | |
| 30 | 5-May-16 | Room 400 Hallway Fountain | <0.02 | 0.005 | | |
| 31 | 5-May-16 | Room 405 Faucet | 0.07 | 0.012 | | |
| 32 | 5-May-16 | Room 405 Fountain | <0.02 | 0.004 | | |
| 33 | 5-May-16 | Room 406 Faucet | 0.04 | 0.027 | <0.02 | 0.002 |
| 34 | 5-May-16 | Room 406 Fountain | <0.02 | 0.006 | | |
| 35 | 5-May-16 | Playfield Girls Bathroom Sink A | 0.14 | 0.005 | | |
| 36 | 5-May-16 | Playfield Girls Bathroom Sink B | 0.20 | 0.005 | | |
| 37 | 5-May-16 | Playfield Boys Bathroom Sink A | 0.18 | 0.002 | | |
| 38 | 5-May-16 | Playfield Boys Bathroom Sink b | 0.18 | 0.011 | | |
| 39 | 5-May-16 | Room 501 Faucet | <0.02 | 0.002 | | |
| 40 | 5-May-16 | Room 501 Fountain | <0.02 | 0.002 | | |
| 41 | 5-May-16 | Room 502 Faucet | <0.02 | 0.002 | | |
| 42 | 5-May-16 | Room 502 Fountain | <0.02 | 0.003 | | |
| 43 | 5-May-16 | Room 503 Faucet | 0.04 | 0.004 | | |
| 44 | 5-May-16 | Room 503 Fountain | 0.03 | 0.004 | | |
| 45 | 5-May-16 | Room 504 Faucet | 0.02 | 0.002 | | |
| 46 | 5-May-16 | Room 504 Fountain | 0.03 | 0.005 | | |
| 47 | 5-May-16 | Room 505 Faucet | 0.04 | 0.002 | | |
| 48 | 5-May-16 | Room 505 Fountain | <0.02 | 0.003 | | |
| 49 | 5-May-16 | Room 506 Faucet | 0.03 | 0.001 | | |

| Lake Louise Elementary | | | | | | |
|------------------------|-------------|------------------------------|----------------------------|-------------|--------------------|----------------|
| Number | Sample Date | Sample Location | Static Test (13-May-16) | | Run Test (DATE) | |
| | | | Copper (mg/L) | Lead (mg/L) | Copper (mg/L) | Lead (mg/L) |
| 50 | 5-May-16 | Room 506 Fountain | <0.02 | 0.003 | | |
| 51 | 5-May-16 | Main Office Kitchen Sink | 0.03 | 0.006 | | |
| 52 | 5-May-16 | Office Hall Fountain | <0.02 | 0.006 | | |
| 53 | 5-May-16 | Office Bathroom Sink A | <0.02 | 0.007 | | |
| 54 | 5-May-16 | Office Bathroom Sink B | 0.03 | 0.005 | | |
| 55 | 5-May-16 | Room 103 Sink | 0.05 | 0.010 | | |
| 56 | 5-May-16 | Room 105 Faucet | 0.03 | 0.002 | | |
| 57 | 5-May-16 | Room 105 Fountain | <0.02 | 0.004 | | |
| 58 | 5-May-16 | Room 106 Faucet | 0.06 | 0.009 | | |
| 59 | 5-May-16 | Room 106 Fountain | <0.02 | 0.004 | | |
| 60 | 5-May-16 | Library Fountain | 0.18 | 0.001 | | |
| 61 | 5-May-16 | Library Bathroom Sink | 0.13 | 0.002 | | |
| 62 | 5-May-16 | Library Office Sink | 0.16 | 0.004 | | |
| 63 | 5-May-16 | Room 703 Faucet | 0.22 | 0.003 | | |
| 64 | 5-May-16 | Room 703 Fountain | 0.17 | 0.002 | | |
| 65 | 5-May-16 | Room 701 Faucet | 0.11 | 0.007 | | |
| 66 | 5-May-16 | Room 701 Fountain | 0.11 | 0.002 | | |
| 67 | 5-May-16 | Room 702 Faucet | 0.13 | 0.004 | | |
| 68 | 5-May-16 | Room 702 Fountain | 0.15 | 0.002 | | |
| 69 | 5-May-16 | Room 704 Faucet | 0.15 | 0.008 | | |
| 70 | 5-May-16 | Room 704 Fountain | 0.14 | 0.003 | | |
| 71 | 30-Jun-16 | Custodian Office Ice Machine | 0.03 | <0.001 | | |

| Lochburn Middle School | | | | | | | Post Repair Static Test (24-Aug-16) | |
|------------------------|-------------|-------------------------------------|-------------------------|-------------|-----------------------|-------------|-------------------------------------|-------------|
| Number | Sample Date | Sample Location | Static Test (1-June-16) | | Run Test (24-June-16) | | Copper (mg/L) | Lead (mg/L) |
| | | | Copper (mg/L) | Lead (mg/L) | Copper (mg/L) | Lead (mg/L) | | |
| 1 | 5-May-16 | Kitchen Wash Sink | <0.02 | 0.007 | | | | |
| 2 | 5-May-16 | Kitchen Prep Sink Left | 0.06 | 0.018 | <0.02 | <0.001 | | 0.002 |
| 3 | 5-May-16 | Kitchen Prep Sink Right | 0.09 | 0.046 | <0.02 | <0.001 | | <0.001 |
| 4 | 5-May-16 | Staff Room Sink | 0.03 | 0.002 | | | | |
| 5 | 5-May-16 | Mens Bathroom Sink | 0.14 | 0.035 | <0.02 | 0.002 | | |
| 6 | 5-May-16 | Womens Bathroom Sink | 0.07 | 0.006 | | | | |
| 7 | 5-May-16 | Custodian Hand Wash Sink (Kit) | 0.04 | 0.004 | | | | |
| 8 | 5-May-16 | Custodian Bathroom Sink | 0.06 | 0.011 | | | | |
| 9 | 5-May-16 | Common Drink Fountain | 0.20 | 0.002 | | | | |
| 10 | 5-May-16 | Girls Bathroom Sink Right | 0.23 | 0.002 | | | | |
| 11 | 5-May-16 | Girls Bathroom Sink Left | 0.23 | 0.005 | | | | |
| 12 | 5-May-16 | Boys Bathroom Sink (MPR) | <0.02 | 0.005 | | | | |
| 13 | 5-May-16 | Shop Bubbler | 0.05 | 0.099 | <0.02 | 0.003 | | |
| 14 | 5-May-16 | Shop Sink | 0.03 | 0.008 | | | | |
| 15 | 5-May-16 | Classroom 732 Bubbler | <0.02 | 0.012 | | | | |
| 16 | 5-May-16 | Classroom 732 Sink | 0.04 | 0.010 | | | | |
| 17 | 5-May-16 | Classroom 730 Sink | 0.04 | 0.004 | | | | |
| 18 | 5-May-16 | Classroom 730 Sink Center | 0.06 | 0.008 | | | | |
| 19 | 5-May-16 | Classroom 730 Sink Right | 0.02 | 0.013 | | | | |
| 20 | 5-May-16 | Classroom 724 Sink | 0.02 | 0.016 | <0.02 | 0.001 | | |
| 21 | 5-May-16 | Boys Bathroom 800 Sink | 0.19 | 0.002 | | | | |
| 22 | 5-May-16 | Boys Bathroom 800 Hand Sparyer | <0.02 | 0.005 | | | | |
| 23 | 5-May-16 | Boys Bathroom 800 Bubbler | 0.17 | 0.002 | | | | |
| 24 | 5-May-16 | Girls Bathroom 800 Sink | <0.02 | 0.005 | | | | |
| 25 | 5-May-16 | Instrument Storage 817 Bubbler | <0.02 | 0.005 | | | | |
| 26 | 5-May-16 | Instrument Storage 817 Sink | 0.05 | 0.011 | | | | |
| 27 | 5-May-16 | Gym Drink Fountain (SS) | 0.13 | <0.001 | | | | |
| 28 | 5-May-16 | Gym Drink Fountain (P) | <0.02 | 0.007 | | | | |
| 29 | 5-May-16 | Girls Locker Room Sink Left | 0.05 | 0.005 | | | | |
| 30 | 5-May-16 | Girls Locker Room Sink Right | 0.05 | 0.005 | | | | |
| 31 | 5-May-16 | Girls Locker Room Drink Fountain | <0.02 | 0.010 | | | | |
| 32 | 5-May-16 | Girls Locker Room Office Sink | 0.04 | 0.010 | | | | |
| 33 | 5-May-16 | Boys Locker Room Sink Left | 0.08 | 0.008 | | | | |
| 34 | 5-May-16 | Boys Locker Room Sink Right | 0.04 | 0.003 | | | | |
| 35 | 5-May-16 | Boys Locker Room Drink Fountain | 0.02 | 0.010 | | | | |
| 36 | 5-May-16 | Girls Locker Room Sink | 0.05 | 0.011 | | | | |
| 37 | 5-May-16 | Classroom 610 Sink | <0.02 | 0.013 | | | | |
| 38 | 5-May-16 | Classroom 608 Sink | <0.02 | 0.019 | <0.02 | 0.001 | | |
| 39 | 5-May-16 | Classroom 605 Teaching Station Sink | 0.02 | 0.016 | <0.02 | 0.003 | | |
| 40 | 5-May-16 | Classroom 605 First Left | 0.07 | 0.018 | <0.02 | 0.002 | | |
| 41 | 5-May-16 | Station 605 2nd Left | 0.06 | 0.009 | | | | |
| 42 | 5-May-16 | Station 605 1st Center | 0.07 | 0.022 | <0.02 | <0.001 | | |
| 43 | 5-May-16 | Station 605 2nd Center | 0.04 | 0.014 | | | | |
| 44 | 5-May-16 | Station 605 2nd Right | 0.06 | 0.008 | | | | |
| 45 | 5-May-16 | Station 605 1st Right | 0.10 | 0.014 | | | | |
| 46 | 5-May-16 | Closet 605 Sink | 0.04 | 0.050 | <0.02 | <0.001 | | |
| 47 | 5-May-16 | Girls Bathroom 600 Sink | 0.16 | 0.004 | | | | |
| 48 | 5-May-16 | Girls Bathroom 600 Spray Sink | 0.02 | 0.005 | | | | |
| 49 | 5-May-16 | Boys Bathroom 600 Sink | 0.13 | <0.001 | | | | |
| 50 | 17-May-16 | Boys Bathroom 600 Spray Sink | 0.04 | 0.005 | | | | |
| 51 | 17-May-16 | Building 600 Hallway Drink Fountain | <0.02 | 0.007 | | | | |
| 52 | 17-May-16 | Boys Restroom 500 Sink | 0.25 | 0.002 | | | | |
| 53 | 17-May-16 | Boys Restroom 500 Spray Sink | 0.02 | 0.003 | | | | |
| 54 | 17-May-16 | Girls Restroom 500 Sink | 0.21 | 0.005 | | | | |
| 55 | 17-May-16 | Girls Restroom 500 Spray Sink | 0.02 | 0.003 | | | | |
| 56 | 17-May-16 | Hallway 500 Drink Fountain | <0.02 | 0.004 | | | | |
| 57 | 17-May-16 | Library Work Room 126 Sink | <0.02 | 0.008 | | | | |
| 58 | 17-May-16 | Nurse Main Lobby Sink | 0.07 | 0.008 | | | | |
| 59 | 17-May-16 | Nurse Bathroom Sink | 0.02 | 0.005 | | | | |
| 60 | 17-May-16 | Nurse Office Bathroom Sink | 0.06 | 0.006 | | | | |

| Lochburn Middle School | | | | | | | Post Repair Static Test (24-Aug-16) | |
|------------------------|-------------|----------------------------------|-------------------------|-------------|-----------------------|-------------|-------------------------------------|-------------|
| Number | Sample Date | Sample Location | Static Test (1-June-16) | | Run Test (24-June-16) | | Copper (mg/L) | Lead (mg/L) |
| | | | Copper (mg/L) | Lead (mg/L) | Copper (mg/L) | Lead (mg/L) | | |
| 61 | 17-May-16 | Main Office Mens Bathroom Sink | 0.03 | 0.004 | | | | |
| 62 | 17-May-16 | Main Office Womens Bathroom Sink | <0.02 | 0.005 | | | | |
| 63 | 17-May-16 | Conference Room Sink | <0.02 | 0.011 | | | | |
| 64 | 17-May-16 | Classroom 303 Left | <0.02 | 0.015 | <.02 | 0.007 | | |
| 65 | 17-May-16 | Classroom 303 Left Center | 0.04 | 0.027 | <.02 | 0.002 | | |
| 66 | 17-May-16 | Classroom 303 Right | <0.02 | 0.014 | | | | |
| 67 | 17-May-16 | Classroom 303 Right Center | <0.02 | 0.011 | | | | |
| 68 | 17-May-16 | Classroom 301 Sink | <0.02 | 0.014 | | | | |
| 69 | 17-May-16 | Classroom 302 Left | 0.09 | 0.023 | <.02 | 0.002 | | |
| 70 | 17-May-16 | Classroom 302 Center | 0.1 | 0.007 | | | | |
| 71 | 17-May-16 | Classroom 302 Right | <0.02 | 0.011 | | | | |
| 72 | 17-May-16 | Classroom 304 Left Sink | 0.02 | 0.025 | <.02 | 0.001 | | |
| 73 | 17-May-16 | Classroom 304 Left Center Sink | <0.02 | 0.009 | | | | |
| 74 | 17-May-16 | Classroom 304 Right Center Sink | <0.02 | 0.011 | | | | |
| 75 | 17-May-16 | Classroom 304 Right Center Sink | 0.31 | 0.212 | <.02 | <0.001 | | |
| 76 | 30-Jun-16 | Kitchen Ice Machine | 0.06 | 0.058 | <0.02 | 0.003 | | |
| 77 | 30-Jun-16 | Boys Locker Room Ice Machine | 0.02 | 0.003 | | | | |
| 78 | 30-Jun-16 | Staff Lounge Ice Machine | <0.02 | <0.001 | | | | |


| Meriwether Elementary | | | | | | |
|-----------------------|-------------|---|----------------------------|----------------|--------------------------|----------------|
| Number | Sample Date |  | Static Test (23-May-16) | | Run Test (22-June-16) | |
| | | | Copper (mg/L) | Lead (mg/L) | Copper (mg/L) | Lead (mg/L) |
| 1 | 12-May-16 | Room 2209B Custodial Closet | 0.26 | <0.001 | | |
| 2 | 12-May-16 | Room 2211 Sink | 0.35 | 0.001 | | |
| 3 | 12-May-16 | Room 2211 Left Sink | 0.35 | <0.001 | | |
| 4 | 12-May-16 | Room 2211 Middle Right Sink | 0.35 | 0.001 | | |
| 5 | 12-May-16 | Room 2209 Middle Sink | 0.35 | 0.001 | | |
| 6 | 12-May-16 | Room 2209 Left Sink | 0.36 | <0.001 | | |
| 7 | 12-May-16 | Room 2209 Right Sink | 0.31 | <0.001 | | |
| 8 | 12-May-16 | Room 2207 Faucet | 0.32 | <0.001 | | |
| 9 | 12-May-16 | Room 2207 Bubbler | 0.34 | <0.001 | | |
| 10 | 12-May-16 | Room 2224 Faucet | 0.22 | 0.001 | | |
| 11 | 12-May-16 | Room 2244 Bubbler | 0.38 | 0.020 | 0.13 | <0.001 |
| 12 | 12-May-16 | Room 2222 Bubbler | 0.28 | 0.002 | | |
| 13 | 12-May-16 | Room 2222 faucet | 0.31 | <0.001 | | |
| 14 | 12-May-16 | Room 2205 Faucet | 0.27 | <0.001 | | |
| 15 | 12-May-16 | Room 2205 Bubbler | 0.29 | <0.001 | | |
| 16 | 12-May-16 | Room 2203 Bubbler | 0.32 | <0.001 | | |
| 17 | 12-May-16 | Room 2203 Sink | 0.29 | <0.001 | | |
| 18 | 12-May-16 | Room 2201 Sink | 0.36 | <0.001 | | |
| 19 | 12-May-16 | Room 2201 Bubbler | 0.28 | <0.001 | | |
| 20 | 12-May-16 | Room 2220 Sink | 0.39 | 0.001 | | |
| 21 | 12-May-16 | Room 2220 Bubbler | 0.30 | <0.001 | | |
| 22 | 12-May-16 | Room 2218 Sink | 0.42 | 0.001 | | |
| 23 | 12-May-16 | Room 2218 Bubbler | 0.33 | <0.001 | | |
| 24 | 12-May-16 | Room 2216 Sink | 0.28 | 0.003 | | |
| 25 | 12-May-16 | Room 2216 Bubbler | 0.24 | 0.004 | | |
| 26 | 12-May-16 | Room 2214 Sink | 1.70 | 0.037 | 0.13 | <0.001 |
| 27 | 12-May-16 | Room 2214 Bubbler | 0.52 | 0.118 | 0.12 | <0.001 |
| 28 | 12-May-16 | Room 2210 Sink | 0.31 | 0.330 | 0.32 | <0.001 |
| 29 | 12-May-16 | Room 2210 Sink | 0.20 | <0.001 | | |
| 30 | 12-May-16 | Room 2204 Bathroom Sink | 0.33 | <0.001 | | |
| 31 | 12-May-16 | Room 2204 Bathroom Sink | 0.34 | 0.001 | | |
| 32 | 12-May-16 | Bubbler Right Across Room 2204 | 0.19 | <0.001 | | |
| 33 | 12-May-16 | Bubbler Left Across Room 2204 | 0.22 | <0.001 | | |
| 34 | 12-May-16 | Room 2008 Sink | 0.24 | 0.004 | | |
| 35 | 12-May-16 | Bubbler By Stairwell Left | 0.34 | <0.001 | | |
| 36 | 12-May-16 | Bubbler Right By Stairs | 0.34 | <0.001 | | |
| 37 | 12-May-16 | Room 2101 Boys Left Sink | 0.32 | 0.001 | | |
| 38 | 12-May-16 | Room 2101 Boys Right sink | 0.32 | <0.001 | | |
| 39 | 12-May-16 | Room 2101 Sink | 0.15 | 0.004 | | |
| 40 | 12-May-16 | Room 2103 Left Sink | 0.35 | 0.001 | | |
| 41 | 12-May-16 | Room 2103 Right Sink | 0.32 | 0.001 | | |
| 42 | 12-May-16 | Room 2101 Bubbler | 0.37 | 0.010 | | |
| 43 | 12-May-16 | Room 2105 Sink | 0.24 | 0.005 | | |
| 44 | 12-May-16 | Room 2105 Bubbler | 0.33 | 0.002 | | |
| 45 | 12-May-16 | Room 2107 Sink | 0.20 | 0.008 | | |
| 46 | 12-May-16 | Room 2107 Bubbler | 0.31 | 0.012 | | |
| 47 | 12-May-16 | Room 2109 Sink | 0.27 | 0.006 | | |
| 48 | 12-May-16 | Room 2109 Bubbler | 0.33 | 0.004 | | |
| 49 | 12-May-16 | Room 2111 Sink | 0.14 | 0.014 | | |

| Meriwether Elementary | | | | | | |
|-----------------------|-------------|---------------------------------|----------------------------|----------------|--------------------|----------------|
| Number | Sample Date | Sample Location | Static Test (26-May-16) | | Run Test (DATE) | |
| | | | Copper (mg/L) | Lead (mg/L) | Lead (mg/L) | Lead (mg/L) |
| 50 | 12-May-16 | Room 2111 Bubbler | 0.29 | 0.004 | | |
| 51 | 12-May-16 | Bathroom Girl 1209 Center Sink | 0.36 | 0.002 | | |
| 52 | 12-May-16 | Bathroom Girl 1209 Left Sink | 0.34 | <0.001 | | |
| 53 | 12-May-16 | Bathroom Boys 1211 Left Sink | 0.41 | <0.001 | | |
| 54 | 12-May-16 | Bathroom Boys 1211 Center Sink | 0.36 | 0.001 | | |
| 55 | 12-May-16 | Bathroom Boys 1211 Right Sink | 0.39 | 0.002 | | |
| 56 | 12-May-16 | Classroom 1207 Bubbler | 0.35 | <0.001 | | |
| 57 | 12-May-16 | Classroom 1207 Sink | 0.40 | 0.001 | | |
| 58 | 12-May-16 | Classroom 1205 Bubbler | 0.32 | <0.001 | | |
| 59 | 12-May-16 | Classroom 1205 Sink | 0.41 | <0.001 | | |
| 60 | 12-May-16 | Classroom 1203 Bubbler | 0.32 | <0.001 | | |
| 61 | 12-May-16 | Classroom 1203 Sink | 0.33 | <0.001 | | |
| 62 | 12-May-16 | Classroom 1201 Bubbler | 0.34 | 0.002 | | |
| 63 | 12-May-16 | Classroom 1201 Sink | 0.42 | 0.003 | | |
| 64 | 12-May-16 | Classroom 1105 Bubbler | 0.30 | 0.002 | | |
| 65 | 12-May-16 | Classroom 1105 Sink | 0.41 | 0.003 | | |
| 66 | 12-May-16 | Classroom 1107 Bubbler | 0.34 | 0.001 | | |
| 67 | 12-May-16 | Classroom 1107 Sink | 0.29 | <0.001 | | |
| 68 | 12-May-16 | Classroom 1109 Bubbler | 0.31 | <0.001 | | |
| 69 | 12-May-16 | Classroom 1109 Sink | 0.30 | <0.001 | | |
| 70 | 12-May-16 | Classroom 1111 Bubbler | 0.33 | <0.001 | | |
| 71 | 12-May-16 | Classroom 1111 Sink | 0.31 | <0.001 | | |
| 72 | 12-May-16 | Kitchen Sink Left | 0.29 | 0.001 | | |
| 73 | 12-May-16 | Kitchen Sink Right | 0.25 | <0.001 | | |
| 74 | 12-May-16 | Kitchen Sink Dish | 0.17 | <0.001 | | |
| 75 | 12-May-16 | Kitchen Hand Wash Sink | 0.29 | 0.001 | | |
| 76 | 12-May-16 | Kitchen Wash Sink | 0.30 | <0.001 | | |
| 77 | 12-May-16 | Kitchen Hand Wash Sink | 0.15 | <0.001 | | |
| 78 | 12-May-16 | Kitchen Bathroom Sink | 0.37 | 0.002 | | |
| 79 | 12-May-16 | Commons Left Drink Fountain | 0.13 | <0.001 | | |
| 80 | 12-May-16 | Commons Right Drink Fountain | 0.12 | <0.001 | | |
| 81 | 12-May-16 | Stage Sink | 0.23 | 0.003 | | |
| 82 | 12-May-16 | Office Workroom 1007 Sink | 0.30 | 0.009 | | |
| 83 | 12-May-16 | Office Satff 1016 Sink | 0.34 | <0.001 | | |
| 84 | 12-May-16 | Staff Bathroom 1009 Sink | 0.36 | <0.001 | | |
| 85 | 12-May-16 | Staff Bathroom 1011 Sink | 0.36 | <0.001 | | |
| 86 | 12-May-16 | Workroom 1018 Sink | 0.20 | 0.011 | | |
| 87 | 12-May-16 | Nurse Office 1005 Sink | 0.37 | 0.001 | | |
| 88 | 12-May-16 | Nurse Office 1005 Bathroom Sink | 0.34 | 0.002 | | |
| 89 | 12-May-16 | Bathroom Main Boys Right | 0.28 | <0.001 | | |
| 90 | 12-May-16 | Bathroom Boys Center | 0.31 | 0.001 | | |
| 91 | 12-May-16 | Bathroom Boys Left | 0.33 | 0.001 | | |
| 92 | 12-May-16 | Bathroom Girls Left Sink | 0.37 | <0.001 | | |
| 93 | 12-May-16 | Bathroom Girls Center Sink | 0.34 | <0.001 | | |
| 94 | 12-May-16 | Bathroom Girls Right Sink | 0.35 | <0.001 | | |
| 95 | 12-May-16 | Main hall Left Drink Fountain | 0.18 | <0.001 | | |
| 96 | 12-May-16 | Main Hall right Drink Fountain | 0.22 | <0.001 | | |
| 97 | 12-May-16 | Adult MH 1202 Bathroom Sink | 0.33 | 0.001 | | |
| 98 | 12-May-16 | Adult MH 1202 Bathroom Sink | 0.25 | <0.001 | | |
| 99 | 12-May-16 | Classroom 1212 Bubbler | 0.27 | 0.004 | | |

| Meriwether Elementary | | | | | | |
|-----------------------|-------------|------------------------------------|----------------------------|----------------|--------------------|----------------|
| Number | Sample Date | Sample Location | Static Test (26-May-16) | | Run Test (DATE) | |
| | | | Copper (mg/L) | Lead (mg/L) | Lead (mg/L) | Lead (mg/L) |
| 100 | 12-May-16 | Classroom 1212 Sink | 0.20 | 0.002 | | |
| 101 | 12-May-16 | Classroom 1214 Bubbler | 0.37 | <0.001 | | |
| 102 | 12-May-16 | Classroom 1214 Sink | 0.27 | <0.001 | | |
| 103 | 12-May-16 | Classroom 1214 Bathroom Sink | 0.38 | 0.001 | | |
| 104 | 12-May-16 | Classroom 1216 Bubbler | 0.36 | <0.001 | | |
| 105 | 12-May-16 | Classroom 1216 Sink | 0.31 | <0.001 | | |
| 106 | 12-May-16 | Classroom 1216 Bathroom Sink | 0.36 | <0.001 | | |
| 107 | 12-May-16 | Classroom 1218 Bubbler | 0.37 | <0.001 | | |
| 108 | 12-May-16 | Classroom 1218 Sink | 0.31 | <0.001 | | |
| 109 | 12-May-16 | Classroom 1218 Bathroom Sink | 0.33 | <0.001 | | |
| 110 | 12-May-16 | Classroom 1220 Bubbler | 0.41 | 0.002 | | |
| 111 | 12-May-16 | Classroom 1220 Sink | 0.27 | 0.002 | | |
| 112 | 12-May-16 | Classroom 1220 bathroom Sink | 0.34 | 0.004 | | |
| 113 | 12-May-16 | Hall 1209 Left Drink Fountain | 0.36 | <0.001 | | |
| 114 | 12-May-16 | Hall 1209 Right Drink Fountain | 0.34 | <0.001 | | |
| 115 | 12-May-16 | Bathroom Girls 1209 Right Sink | 0.39 | 0.001 | | |
| 116 | 16-Jun-16 | Room 1016 Left Fridge Ice Machine | 0.44 | 0.003 | | |
| 117 | 16-Jun-16 | Room 1016 Right Fridge Ice Machine | 0.41 | 0.002 | | |
| 118 | 16-Jun-16 | Health Room Fridge Ice Machine | 0.37 | <0.001 | | |


| Oakbrook Elementary | | | | | | | Post Repair Static Test (24-Aug-16) | |
|---------------------|-------------|-------------------------------------|-------------------------|-------------|----------------------|-------------|-------------------------------------|-------------|
| Number | Sample Date | Sample Location | Static Test (13-May-16) | | Run Test (18-May-16) | | Copper (mg/L) | Lead (mg/L) |
| | | | Copper (mg/L) | Lead (mg/L) | Copper (mg/L) | Lead (mg/L) | | |
| 1 | 5-May-16 | Kitchen Sink 1A | 0.14 | 0.033 | | <0.001 | | <0.001 |
| 2 | 5-May-16 | Kitchen Sink 1B | <0.02 | 0.005 | | | | <0.001 |
| 3 | 5-May-16 | Kitchen Sink 1C | 0.28 | 0.017 | | 0.001 | | |
| 4 | 5-May-16 | Gym Womens Restroom Sink | 0.20 | 0.008 | | | | |
| 5 | 5-May-16 | Gym Mens Restroom 1A Sink | 0.14 | 0.021 | | 0.005 | | |
| 6 | 5-May-16 | Gym Mens Restroom 1B Sink | 0.06 | 0.015 | | 0.022 | | |
| 7 | 5-May-16 | Staff Lounge Sink | 0.08 | 0.004 | | | | |
| 8 | 5-May-16 | Staff Workroom Sink | <0.02 | 0.025 | | 0.018 | | |
| 9 | 5-May-16 | IMC Office Sink | <0.02 | 0.020 | | 0.005 | | |
| 10 | 5-May-16 | Mens Restroom Sink Office | 0.10 | 0.053 | | 0.007 | | |
| 11 | 5-May-16 | Womens Office Restroom Left 1A Sink | 0.05 | 0.012 | | | | |
| 12 | 5-May-16 | Womens Office Restroom 1B Sink | 0.02 | 0.012 | | | | |
| 13 | 5-May-16 | Office Hall Drink Fountain | 0.35 | 0.005 | | | | |
| 14 | 5-May-16 | Health Room Sink | 0.08 | 0.012 | | | | |
| 15 | 5-May-16 | Music Room Sink | 0.17 | 0.017 | | 0.002 | | |
| 16 | 5-May-16 | Music Room Drink Fountain | 0.04 | 0.026 | | 0.007 | | |
| 17 | 5-May-16 | 1E Sink | 0.10 | 0.012 | | | | |
| 18 | 5-May-16 | 1E Drink Fountain | 0.11 | 0.009 | | | | |
| 19 | 5-May-16 | 1C Sink | 0.07 | 0.013 | | | | |
| 20 | 5-May-16 | 1C Drink Fountain | 0.08 | 0.013 | | | | |
| 21 | 5-May-16 | Art Room Office Sink | <0.02 | 0.067 | | 0.009 | | |
| 22 | 5-May-16 | 1B Sink | 0.05 | 0.006 | | | | |
| 23 | 5-May-16 | 1B Drink Fountain | 0.11 | 0.008 | | | | |
| 24 | 5-May-16 | 1A Sink | 0.04 | 0.018 | | 0.004 | | |
| 25 | 5-May-16 | 1A Drink Fountain | 0.09 | 0.014 | | | | |
| 26 | 5-May-16 | Art Room Sink | 0.04 | 0.001 | | | | |
| 27 | 5-May-16 | 4C Sink | 0.03 | 0.024 | | 0.004 | | |
| 28 | 5-May-16 | 4C Drink Fountain | 0.06 | 0.013 | | | | |
| 29 | 5-May-16 | 4B Sink | 0.10 | 0.016 | | 0.003 | | |
| 30 | 5-May-16 | 4B Drink Fountain | 0.06 | 0.009 | | | | |
| 31 | 5-May-16 | Pod 4 Sink | 0.21 | 0.004 | | | | |
| 32 | 5-May-16 | Pod 4 Drink Fountain | 0.04 | 0.010 | | | | |
| 33 | 5-May-16 | 4A Sink -Kelsie Roeser | 0.03 | 0.013 | | | | |
| 34 | 5-May-16 | 4A Drink Fountain -Kelsie Roeser | 0.03 | 0.008 | | | | |
| 35 | 5-May-16 | 4E Sink (Janet Coppess) | 0.06 | 0.011 | | | | |
| 36 | 5-May-16 | 4E Drink Fountain (Janet Coppess) | 0.08 | 0.012 | | | | |
| 37 | 5-May-16 | 3B Sink (Kim Corvin) | 0.05 | 0.021 | | 0.002 | | |
| 38 | 5-May-16 | 3B Drink Fountain (Kim Corvin) | 0.08 | 0.012 | | | | |
| 39 | 5-May-16 | 3A Sink | 0.10 | 0.033 | | 0.002 | | |
| 40 | 5-May-16 | 3A Drink Fountain | 0.04 | 0.017 | | 0.003 | | |
| 41 | 10-May-16 | 3F Sink | 0.04 | 0.025 | <0.02 | 0.005 | | |
| 42 | 10-May-16 | 3F Drinking Fountain | 0.04 | 0.012 | | | | |
| 43 | 10-May-16 | 3E Sink | 0.08 | 0.037 | <0.02 | 0.006 | | |
| 44 | 10-May-16 | 3E Drink Fountain | 0.12 | 0.015 | <0.02 | 0.006 | | |
| 45 | 10-May-16 | 3C Sink | 0.05 | 0.019 | <0.02 | 0.006 | | |
| 46 | 10-May-16 | 3C Drink Fountain | 0.09 | 0.011 | | | | |
| 47 | 10-May-16 | 3G Sink | 0.03 | 0.005 | | | | |
| 48 | 10-May-16 | 3G Drink Fountain | <0.02 | 0.012 | | | | |
| 49 | 10-May-16 | 2A Sink | 0.11 | 0.019 | <0.02 | 0.009 | | |
| 50 | 10-May-16 | 2A Drink Fountain | 0.06 | 0.008 | | | | |
| 51 | 10-May-16 | 2B Sink | 0.08 | 0.040 | <0.02 | 0.008 | | |
| 52 | 10-May-16 | 2B Drink Fountain | 0.02 | 0.012 | | | | |
| 53 | 10-May-16 | 2C Sink | 0.10 | 0.034 | <0.02 | 0.007 | | |
| 54 | 10-May-16 | 2C Drink Fountain | 0.05 | 0.019 | <0.02 | 0.006 | | |
| 55 | 10-May-16 | 2D Sink | 0.07 | 0.010 | | | | |
| 56 | 10-May-16 | 2D Drink Fountain | 0.03 | 0.011 | | | | |
| 57 | 10-May-16 | 2E Sink | 0.03 | 0.032 | <0.02 | 0.005 | | |
| 58 | 10-May-16 | 2E Drink Fountain | 0.04 | 0.012 | | | | |
| 59 | 10-May-16 | 2F Sink | 0.11 | 0.007 | | | | |
| 60 | 10-May-16 | 2F Drink Fountain | 0.03 | 0.007 | | | | |

| Oakbrook Elementary | | | | | | | Post Repair Static Test (DATE) | |
|---------------------|-------------|-------------------------|-------------------------|-------------|-----------------------|-------------|--------------------------------|-------------|
| Number | Sample Date | Sample Location | Static Test (19-May-16) | | Run Test (17-June-16) | | Copper (mg/L) | Lead (mg/L) |
| | | | Copper (mg/L) | Lead (mg/L) | Copper (mg/L) | Lead (mg/L) | | |
| 61 | 10-May-16 | 2G Sink Restroom Area | 0.00 | 0.003 | | | | |
| 62 | 30-Jun-16 | Health Room Ice Machine | <0.02 | 0.007 | | | | |

| Park Lodge Elementary | | | | | | |
|-----------------------|-------------|---|----------------------------|-------------|-------------------------|----------------|
| Number | Sample Date |  | Static Test (13-May-16) | | Run Test (17-May-16) | |
| | | | Copper (mg/L) | Lead (mg/L) | Copper (mg/L) | Lead (mg/L) |
| 1 | 5-May-16 | Kitchen (1A) by Dishwasher | 0.10 | 0.003 | | |
| 2 | 5-May-16 | Kitchen (1B) | 0.13 | 0.002 | | |
| 3 | 5-May-16 | Kitchen (1C) | 0.17 | 0.002 | | |
| 4 | 5-May-16 | Kitchen (1D) | 0.37 | 0.013 | | |
| 5 | 5-May-16 | Kitchen Restroom Sink (1E) | 0.26 | 0.002 | | |
| 6 | 5-May-16 | Kitchen 1F | 0.16 | 0.008 | | |
| 7 | 5-May-16 | Gym Girls Restroom | 0.20 | 0.003 | | |
| 8 | 5-May-16 | Gym Boys Restroom | 0.19 | 0.005 | | |
| 9 | 5-May-16 | Staff Lounge Sink | 0.17 | 0.001 | | |
| 10 | 5-May-16 | Staff Lounge Women's Restroom | 0.23 | 0.002 | | |
| 11 | 5-May-16 | Staff Lounge Men's Restroom | 0.24 | 0.004 | | |
| 12 | 5-May-16 | Healthroom Sink | 0.21 | 0.002 | | |
| 13 | 5-May-16 | Healthroom Restroom | 0.26 | 0.003 | | |
| 14 | 5-May-16 | Gym Drink Fountain | 0.16 | <0.001 | | |
| 15 | 5-May-16 | Library Office Sink | 0.03 | 0.015 | | 0.003 |
| 16 | 5-May-16 | 402B Sink | 0.27 | 0.003 | | |
| 17 | 5-May-16 | 402B DF Drink Fountain | 0.23 | <0.001 | | |
| 18 | 5-May-16 | 400 Sink | 0.23 | <0.001 | | |
| 19 | 5-May-16 | 400 Drink Fountain | 0.14 | <0.001 | | |
| 20 | 5-May-16 | Hall Drink Fountain 1st Floor | 0.18 | <0.001 | | |
| 21 | 5-May-16 | 402A Sink | 0.21 | 0.002 | | |
| 22 | 5-May-16 | 402A Drink Fountain | 0.19 | <0.001 | | |
| 23 | 5-May-16 | 403 Sink | 0.27 | 0.002 | | |
| 24 | 5-May-16 | 403 Drink Fountain | 0.22 | 0.002 | | |
| 25 | 5-May-16 | 410 Sink | 0.29 | 0.002 | | |
| 26 | 5-May-16 | 410 Drink Fountain | 0.21 | <0.001 | | |
| 27 | 5-May-16 | 1st Floor Gang Restroom Sink | 0.16 | 0.002 | | |
| 28 | 5-May-16 | 411 Sink | 0.22 | 0.007 | | |
| 29 | 5-May-16 | 411 Drink Fountain | 0.23 | <0.001 | | |
| 30 | 5-May-16 | 414 Sink | 0.21 | 0.001 | | |
| 31 | 5-May-16 | 414 Drink Fountain | 0.19 | <0.001 | | |
| 32 | 5-May-16 | 412 Sink | 0.20 | 0.005 | | |
| 33 | 5-May-16 | 412 Drink Fountain | 0.20 | <0.001 | | |
| 34 | 5-May-16 | 413 Sink | 0.19 | 0.002 | | |
| 35 | 5-May-16 | 413 Drink Fountain | 0.23 | <0.001 | | |
| 36 | 5-May-16 | 415 Sink | 0.20 | 0.003 | | |
| 37 | 5-May-16 | 415 Drink Fountain | 0.21 | <0.001 | | |
| 38 | 5-May-16 | 416 Sink | 0.19 | 0.002 | | |
| 39 | 5-May-16 | 416 Drink Fountain | 0.20 | <0.001 | | |
| 40 | 5-May-16 | 416 Restroom Sink | 0.21 | <0.001 | | |
| 41 | 5-May-16 | 415 Restroom Sink | 0.21 | 0.003 | | |
| 42 | 5-May-16 | 2nd Floor Drink Fountain (Hall) | 0.20 | <0.001 | | |
| 43 | 5-May-16 | 2nd Floor Gang Restroom Sink | 0.22 | 0.003 | | |
| 44 | 5-May-16 | 502 Sink | 0.22 | 0.002 | | |
| 45 | 5-May-16 | 502 Drink Fountain | 0.23 | 0.002 | | |
| 46 | 5-May-16 | 510 Sink | 0.27 | 0.002 | | |
| 47 | 5-May-16 | 510 Drink Fountain | 0.24 | 0.002 | | |
| 48 | 5-May-16 | 511 Sink | 0.24 | 0.002 | | |
| 49 | 5-May-16 | 511 Drink Fountain | 0.22 | <0.001 | | |
| 50 | 5-May-16 | 509 Sink | 0.16 | 0.002 | | |

0.003

| Park Lodge Elementary | | | | | | |
|-----------------------|-------------|-------------------------|----------------------------|-------------|--------------------|----------------|
| Number | Sample Date | Sample Location | Static Test (13-May-16) | | Run Test (DATE) | |
| | | | Copper (mg/L) | Lead (mg/L) | Copper (mg/L) | Lead (mg/L) |
| 51 | 5-May-16 | 509 Drink Fountain | 0.22 | 0.003 | | |
| 52 | 5-May-16 | 512 Sink | 0.22 | 0.003 | | |
| 53 | 5-May-16 | 512 Drink Fountain | 0.21 | <0.001 | | |
| 54 | 5-May-16 | 514 Sink | 0.17 | <0.001 | | |
| 55 | 5-May-16 | 514 Drink Fountain | 0.18 | <0.001 | | |
| 56 | 5-May-16 | 513 Sink | 0.16 | 0.011 | | |
| 57 | 5-May-16 | 513 Drink Fountain | 0.21 | <0.001 | | |
| 58 | 30-Jun-16 | Health Room Ice Machine | 0.06 | <0.001 | | |

| Rainier Elementary | | | | | | |
|--------------------|-------------|---|----------------------------|----------------|--------------------------|----------------|
| Number | Sample Date |  | Static Test (26-May-16) | | Run Test (22-June-16) | |
| | | | Copper (mg/L) | Lead (mg/L) | Copper (mg/L) | Lead (mg/L) |
| 1 | 12-May-16 | Kitchen Sink A | 0.43 | 0.002 | | |
| 2 | 12-May-16 | Kitchen Sink B | 0.31 | 0.002 | | |
| 3 | 12-May-16 | Kitchen Sink C | 0.3 | 0.004 | | |
| 4 | 12-May-16 | Kitchen Sink D | 0.22 | <0.001 | | |
| 5 | 12-May-16 | Hand Wash Sink F | 0.27 | 0.001 | | |
| 6 | 12-May-16 | Kitchen Sink E | 0.27 | <0.001 | | |
| 7 | 12-May-16 | Kitchen Bathroom Sink | 0.19 | 0.001 | | |
| 8 | 12-May-16 | Cafeteria Bubbler A | 0.15 | <0.001 | | |
| 9 | 12-May-16 | Cafeteria Bubbler B | 0.22 | <0.001 | | |
| 10 | 12-May-16 | Cust 1219 Bubbler | 0.18 | <0.001 | | |
| 11 | 12-May-16 | Cust 1219 Bubbler | 0.16 | <0.001 | | |
| 12 | 12-May-16 | Boys Bathroom 1101 Sink | 0.29 | <0.001 | | |
| 13 | 12-May-16 | Boys Bathroom 1101 Sink | 0.39 | <0.001 | | |
| 14 | 12-May-16 | Girls Bathroom 1103 Sink | 0.31 | <0.001 | | |
| 15 | 12-May-16 | Girls Bathroom 1103 Sink | 0.29 | <0.001 | | |
| 16 | 12-May-16 | Room 1105 Bubbler | 0.29 | <0.001 | | |
| 17 | 12-May-16 | Room 1105 Sink | 0.35 | 0.001 | | |
| 18 | 12-May-16 | Room 1107 Bubbler | 0.32 | 0.001 | | |
| 19 | 12-May-16 | Room 1107 Sink | 0.30 | 0.002 | | |
| 20 | 12-May-16 | Room 1109 Bubbler | 0.30 | <0.001 | | |
| 21 | 12-May-16 | Room 1109 Sink | 0.30 | 0.001 | | |
| 22 | 12-May-16 | Room 1111 Bubbler | 0.24 | 0.002 | | |
| 23 | 12-May-16 | Room 1111 Sink | 0.34 | <0.001 | | |
| 24 | 12-May-16 | Room 1113 Bubbler | 0.27 | 0.001 | | |
| 25 | 12-May-16 | Room 1113 Sink | 0.24 | <0.001 | | |
| 26 | 12-May-16 | Room 1112 Bubbler | 0.25 | <0.001 | | |
| 27 | 12-May-16 | Room 1112 Sink | 0.26 | <0.001 | | |
| 28 | 12-May-16 | Staff Bathroom 1108 Sink | 0.30 | <0.001 | | |
| 29 | 12-May-16 | Staff Bathroom 1110 Sink | 0.35 | <0.001 | | |
| 30 | 12-May-16 | Boys Bathroom 1201 Sink | 0.32 | <0.001 | | |
| 31 | 12-May-16 | Boys Bathroom 1201 Sink | 0.30 | <0.001 | | |
| 32 | 12-May-16 | Girls Bathroom 1203 Sink | 0.30 | <0.001 | | |
| 33 | 12-May-16 | Girls Bathroom 1203 Sink | 0.31 | <0.001 | | |
| 34 | 12-May-16 | Room 1207 Bubbler | 0.30 | 0.006 | | |
| 35 | 12-May-16 | Room 1207 Sink | 0.19 | 0.018 | 0.02 | <0.001 |
| 36 | 12-May-16 | Room 1209 Bubbler | 0.29 | 0.002 | | |
| 37 | 12-May-16 | Room 1209 Sink | 0.31 | <0.001 | | |
| 38 | 12-May-16 | Room 1211 Bubbler | 0.31 | <0.001 | | |
| 39 | 12-May-16 | Room 1211 Sink | 0.41 | 0.001 | | |
| 40 | 12-May-16 | Room 1213 Bubbler | 0.35 | 0.001 | | |
| 41 | 12-May-16 | Room 1213 Sink | 0.41 | <0.001 | | |
| 42 | 12-May-16 | Room 1215 Bubbler | 0.32 | <0.001 | | |
| 43 | 12-May-16 | Room 1215 Sink | 0.41 | <0.001 | | |
| 44 | 12-May-16 | Room 1217 Bubbler | 0.35 | 0.003 | | |
| 45 | 12-May-16 | Room 1217 Sink | 0.38 | <0.001 | | |
| 46 | 12-May-16 | Room 1210 Bubbler | 0.32 | <0.001 | | |
| 47 | 12-May-16 | Room 1210 Sink | 0.36 | <0.001 | | |
| 48 | 12-May-16 | Room 1210 Bathroom Sink | 0.35 | <0.001 | | |
| 49 | 12-May-16 | Room 1208 Bubbler | 0.31 | <0.001 | | |


| Rainier Elementary | | | | | | |
|--------------------|-------------|-------------------------------|----------------------------|----------------|--------------------------|----------------|
| Number | Sample Date | Sample Location | Static Test (26-May-16) | | Run Test (24-June-16) | |
| | | | Copper (mg/L) | Lead (mg/L) | Lead (mg/L) | Lead (mg/L) |
| 50 | 12-May-16 | Room 1208 Sink | 0.37 | <0.001 | | |
| 51 | 12-May-16 | Room 1208 Bathroom Sink | 0.39 | <0.001 | | |
| 52 | 12-May-16 | Room 1206 Bubbler | 0.30 | <0.001 | | |
| 53 | 12-May-16 | Room 1206 Sink | 0.32 | <0.001 | | |
| 54 | 12-May-16 | Room 1206 Bathroom Sink | 0.40 | <0.001 | | |
| 55 | 12-May-16 | Room 1204 Bubbler | 0.28 | <0.001 | | |
| 56 | 12-May-16 | Room 1204 Sink | 0.24 | <0.001 | | |
| 57 | 12-May-16 | Room 1204 Bathroom Sink | 0.36 | <0.001 | | |
| 58 | 12-May-16 | Room 1202 Bubbler | 0.27 | 0.001 | | |
| 59 | 12-May-16 | Room 1202 Sink | 0.32 | <0.001 | | |
| 60 | 12-May-16 | Room 1202 Bathroom Sink | 0.34 | <0.001 | | |
| 61 | 12-May-16 | Room 1102 Bubbler | 0.26 | 0.018 | | <0.001 |
| 62 | 12-May-16 | Room 1102 Sink | 0.21 | 0.003 | | |
| 63 | 12-May-16 | Room 1018 Sink | 0.36 | 0.001 | | |
| 64 | 12-May-16 | Room 1013 Staff Bathroom Sink | 0.28 | <0.001 | | |
| 65 | 12-May-16 | Room 1011 Staff Bathroom Sink | 0.34 | <0.001 | | |
| 66 | 12-May-16 | Room 1007 Sink | 0.34 | <0.001 | | |
| 67 | 12-May-16 | Room 1009 Sink | 0.25 | <0.001 | | |
| 68 | 12-May-16 | Room 1005B Bathroom Sink | 0.27 | 0.001 | | |
| 69 | 12-May-16 | Room 1005 Sink | 0.31 | <0.001 | | |
| 70 | 12-May-16 | Room 1300 Sink | 0.44 | 0.001 | | |
| 71 | 12-May-16 | Room 2101 Bubbler | 0.17 | 0.001 | | |
| 72 | 12-May-16 | Room 2101 Bubbler | 0.18 | <0.001 | | |
| 73 | 12-May-16 | Room 2101 Boys Bathroom Sink | 0.36 | 0.001 | | |
| 74 | 12-May-16 | Room 2101 Boys Bathroom Sink | 0.34 | <0.001 | | |
| 75 | 12-May-16 | Room 2103 Girls Bathroom Sink | 0.32 | <0.001 | | |
| 76 | 12-May-16 | Room 2103 Girls Bathroom Sink | 0.31 | <0.001 | | |
| 77 | 12-May-16 | Room 2105 Bubbler | 0.21 | 0.001 | | |
| 78 | 12-May-16 | Room 2105 Sink | 0.33 | <0.001 | | |
| 79 | 12-May-16 | Room 2107 Bubbler | 0.28 | 0.001 | | |
| 80 | 12-May-16 | Room 2107 Sink | 0.39 | <0.001 | | |
| 81 | 12-May-16 | Room 2109 Bubbler | 0.27 | 0.001 | | |
| 82 | 12-May-16 | Room 2109 Sink | 0.24 | <0.001 | | |
| 83 | 12-May-16 | Room 2111 Bubbler | 0.28 | <0.001 | | |
| 84 | 12-May-16 | Room 2111 Sink | 0.43 | 0.001 | | |
| 85 | 12-May-16 | Room 2113 Bubbler | 0.23 | 0.001 | | |
| 86 | 12-May-16 | Room 2113 Sink | 0.34 | <0.001 | | |
| 87 | 12-May-16 | Room 2201 Boys Bathroom Sink | 0.31 | <0.001 | | |
| 88 | 12-May-16 | Room 2201 Boys Bathroom Sink | 0.31 | <0.001 | | |
| 89 | 12-May-16 | Room 2203 Girls Bathroom Sink | 0.32 | <0.001 | | |
| 90 | 12-May-16 | Room 2203 Girls Bathroom Sink | 0.38 | <0.001 | | |
| 91 | 12-May-16 | Room 2207 Bubbler | 0.35 | 0.003 | | |
| 92 | 12-May-16 | Room 2207 Sink | 0.37 | 0.002 | | |
| 93 | 12-May-16 | Room 2209 Bubbler | 0.27 | 0.003 | | |
| 94 | 12-May-16 | Room 2209 Sink | 0.25 | 0.003 | | |
| 95 | 12-May-16 | Room 2211 Bubbler | 0.25 | 0.003 | | |
| 96 | 12-May-16 | Room 2211 Sink | 0.31 | 0.005 | | |
| 97 | 12-May-16 | Room 2213 Bubbler | 0.31 | <0.001 | | |
| 98 | 12-May-16 | Room 2213 Sink | 0.38 | 0.001 | | |
| 99 | 12-May-16 | Room 2215 Bubbler | 0.29 | 0.001 | | |


| Rainier Elementary | | | | | | |
|--------------------|-------------|-------------------------------|----------------------------|----------------|---------------------------------|----------------|
| Number | Sample Date | Sample Location | Static Test (26-May-16) | | Re-Test (Static) (22-SEP-16) | |
| | | | Copper (mg/L) | Lead (mg/L) | Copper (mg/L) | Lead (mg/L) |
| 100 | 12-May-16 | Room 2215 Sink | 0.32 | 0.002 | | |
| 101 | 12-May-16 | Room 2217 Bubblers | 0.31 | 0.002 | | |
| 102 | 12-May-16 | Room 2217 Sink | 0.24 | 0.002 | | |
| 103 | 12-May-16 | Room 2214 Bubblers | 0.36 | 0.001 | | |
| 104 | 12-May-16 | Room 2214 Sink | 0.41 | <0.001 | | |
| 105 | 12-May-16 | Room 2212 Bubblers | 0.32 | 0.001 | | |
| 106 | 12-May-16 | Room 2212 Sink | 0.32 | <0.001 | | |
| 107 | 12-May-16 | Room 2210 Bubblers | 0.32 | <0.001 | | |
| 108 | 12-May-16 | Room 2210 Sink | 0.40 | <0.001 | | |
| 109 | 12-May-16 | Room 2208 Bubblers | 0.28 | 0.001 | | |
| 110 | 12-May-16 | Room 2208 Sink | 0.37 | <0.001 | | |
| 111 | 12-May-16 | Room 2206 Bubblers | 0.30 | <0.001 | | |
| 112 | 12-May-16 | Room 2206 Sink | 0.39 | <0.001 | | |
| 113 | 12-May-16 | Room 2204 Bubblers | 0.38 | 0.002 | | |
| 114 | 12-May-16 | Room 2204 Sink | 0.41 | 0.001 | | |
| 115 | 12-May-16 | Room 2202 Bubblers | 0.26 | 0.001 | | |
| 116 | 12-May-16 | Room 2202 Sink | 0.41 | 0.001 | | |
| 117 | 12-May-16 | Bubblers Outside Room 2110 | 0.22 | <0.001 | | |
| 118 | 12-May-16 | Bubblers Outside Room 2110 | 0.23 | <0.001 | | |
| 119 | 12-May-16 | Room 2110 Staff Bathroom Sink | 0.37 | <0.001 | | |
| 120 | 12-May-16 | Room 2108 Staff Bathroom Sink | 0.30 | 0.001 | | |
| 121 | 12-May-16 | Room 2014 Bubblers | 3.40 | 0.241 | 0.21 | <0.001 |
| 122 | 12-May-16 | Room 2104 Sink | 0.46 | 0.007 | | |
| 123 | 12-May-16 | Room 2012 Sink | 0.16 | 0.011 | | |
| 124 | 12-May-16 | Room 2010 Sink | 0.41 | 0.001 | | |
| 125 | 12-May-16 | Room 2008 Sink | 0.26 | 0.001 | | |
| 126 | 30-Jun-16 | Health Room Ice Machine | 0.31 | <0.001 | | |

| Student Services Center (SSC) | | | | | | |
|-------------------------------|-------------|------------------------------------|-----------------------------|-------------|---------------------------|----------------|
| Number | Sample Date | Sample Location | Static Test (16-June-16) | | Run Test (8-August-16) | |
| | | | Copper (mg/L) | Lead (mg/L) | Copper (mg/L) | Lead (mg/L) |
| 1 | 19-May-16 | HR Kitchen Sink | 0.17 | 0.001 | | |
| 2 | 19-May-16 | HR Payroll Kitchen Sink | 0.14 | 0.004 | | |
| 3 | 19-May-16 | Room 36 Womens Restroom Sink | 0.02 | 0.008 | | |
| 4 | 19-May-16 | Room 38 Mens restroom Sink | 0.04 | 0.006 | | |
| 5 | 19-May-16 | Room 40 Kitchen Sink | 0.21 | 0.003 | | |
| 6 | 19-May-16 | Room 42 Room 304 Conference Sink | 0.16 | 0.010 | | |
| 7 | 19-May-16 | Room 44 Print-Copy Center Sink | 0.24 | 0.017 | | 0.003 |
| 8 | 19-May-16 | Hallway Drink Fountain (Rm 29) | 0.07 | 0.004 | | |
| 9 | 19-May-16 | Room 31 Ladies Restroom Sink | 0.12 | 0.003 | | |
| 10 | 19-May-16 | Room 35 Mens Restroom Sink | 0.15 | 0.003 | | |
| 11 | 19-May-16 | Room 1 Ladies Restroom Sink | 0.05 | 0.003 | | |
| 12 | 19-May-16 | Room 1 Mens Restroom Sink | 0.05 | 0.003 | | |
| 13 | 19-May-16 | Staff Room Sink | 0.05 | 0.003 | | |
| 14 | 19-May-16 | Room 5 Student Services Sink | 0.04 | 0.003 | | |
| 15 | 19-May-16 | Room 6B Sink | 0.11 | 0.025 | | <0.001 |
| 16 | 19-May-16 | Room 8 Deputy Supply Sink | 0.03 | 0.003 | | |
| 17 | 19-May-16 | Room 9 Teach/Learn Sink | 0.04 | 0.002 | | |
| 18 | 19-May-16 | Room 11 Sink | 0.09 | 0.080 | | 0.001 |
| 19 | 19-May-16 | Room 12 Conference Room Sink | 0.03 | 0.009 | | |
| 20 | 19-May-16 | Room 13 Ladies Restroom Sink Left | 0.04 | 0.007 | | |
| 21 | 19-May-16 | Room 13 Ladies Restroom Sink Right | 0.07 | 0.014 | | |
| 22 | 19-May-16 | Hallway Drink Fountain (Rm 13) | 0.03 | 0.005 | | |
| 23 | 19-May-16 | Room 14 Conference Room Sink | 0.17 | 0.007 | | |
| 24 | 19-May-16 | Room 16 Compensatory Program Sink | 0.02 | 0.009 | | |
| 25 | 19-May-16 | Room 17 Mens Room Sink Left | 0.03 | 0.008 | | |
| 26 | 19-May-16 | Room 17 Mens Room Sink Right | 0.05 | 0.002 | | |
| 27 | 19-May-16 | Hallway Drink Fountain (Rm 18) | <0.02 | 0.019 | | 0.029 |
| 28 | 19-May-16 | Room 19 Finance Sink | 0.03 | 0.013 | | |
| 29 | 19-May-16 | Room 20 Business Services Sink | 0.06 | 0.004 | | |
| 30 | 19-May-16 | Room 21 CTE/Construction Sink | 0.14 | 0.002 | | |
| 31 | 19-May-16 | Room 22 Computer Lab Sink | 0.06 | 0.008 | | |
| 32 | 19-May-16 | Room 23 Risk/Capitol Sink | 0.16 | 0.003 | | |
| 33 | 19-May-16 | Room 24 Assessment Sink | 0.17 | 0.004 | | |
| 34 | 19-May-16 | Room 25 SPED Sink | 0.15 | 0.006 | | |
| 35 | 19-May-16 | Room 26 Purchasing Sink | 0.13 | 0.005 | | |
| 36 | 19-May-16 | Room 45 Help Desk Area Sink | 1.30 | 0.022 | 0.17 | 0.001 |
| 37 | 30-Jun-16 | Staff Room Ice Machine | <0.02 | <0.001 | | |

| Tillicum Elementary | | | | | | | Post Repair Static Test (24-Aug-16) | |
|---------------------|-------------|-----------------------------|-------------------------|-------------|-----------------------|-------------|-------------------------------------|-------------|
| Number | Sample Date | Sample Location | Static Test (18-May-16) | | Run Test (30-June-16) | | Copper (mg/L) | Lead (mg/L) |
| | | | Copper (mg/L) | Lead (mg/L) | Copper (mg/L) | Lead (mg/L) | | |
| 1 | 10-May-16 | Kitchen Hand Wash Sink | <0.02 | 0.003 | | | | |
| 2 | 10-May-16 | Kitchen Dishwash Sink | 0.03 | 0.002 | | | | |
| 3 | 10-May-16 | Kitchen Dishwash Sink | 0.07 | 0.026 | <0.02 | <0.001 | | 0.001 |
| 4 | 10-May-16 | Kitchen Dishwash Sink | 0.13 | 0.003 | | | | |
| 5 | 10-May-16 | MP 12 Bubbler | <0.02 | 0.003 | | | | |
| 6 | 10-May-16 | Classroom 7 Sink | 0.03 | 0.016 | <0.02 | 0.002 | | |
| 7 | 10-May-16 | Classroom 6 Sink | 0.06 | 0.016 | <0.02 | 0.002 | | |
| 8 | 10-May-16 | Hallway Bubbler | 0.02 | 0.003 | | | | |
| 9 | 10-May-16 | Classroom 5 Sink | 0.02 | 0.015 | <0.02 | 0.002 | | |
| 10 | 10-May-16 | Classroom 4 Sink | 0.07 | 0.013 | | | | |
| 11 | 10-May-16 | Classroom 3 Sink | 0.05 | 0.025 | <0.02 | <0.001 | | |
| 12 | 10-May-16 | Counselor Room Sink | <0.02 | 0.014 | | | | |
| 13 | 10-May-16 | Boys Bathroom Sink | <0.02 | 0.009 | | | | |
| 14 | 10-May-16 | Boys Bathroom Sink | <0.02 | 0.003 | | | | |
| 15 | 10-May-16 | Boys Bathroom Sink | 0.17 | 0.002 | | | | |
| 16 | 10-May-16 | Classroom 2 Sink | 0.08 | 0.033 | <0.02 | <0.001 | | |
| 17 | 10-May-16 | Hallway Bubbler | <0.02 | 0.002 | | | | |
| 18 | 10-May-16 | Boiler Room Sink | <0.02 | 0.001 | | | | |
| 19 | 10-May-16 | Health Room Sink | 0.02 | 0.004 | | | | |
| 20 | 10-May-16 | Hallway Bubbler | <0.02 | 0.005 | | | | |
| 21 | 10-May-16 | Hallway Bubbler | <0.02 | 0.003 | | | | |
| 22 | 10-May-16 | Girls Bathroom Sink | 0.06 | 0.005 | | | | |
| 23 | 10-May-16 | Girls Bathroom Sink | 0.05 | 0.005 | | | | |
| 24 | 10-May-16 | Girls Bathroom Sink | 0.04 | 0.007 | | | | |
| 25 | 10-May-16 | Classroom 8 Sink | <0.02 | 0.012 | | | | |
| 26 | 10-May-16 | Classroom 8 Bubbler | 0.04 | 0.005 | | | | |
| 27 | 10-May-16 | Classroom 9 Sink | <0.02 | 0.011 | | | | |
| 28 | 10-May-16 | Classroom 9 Bubbler | <0.02 | 0.006 | | | | |
| 29 | 10-May-16 | Classroom 10 Sink | <0.02 | 0.012 | | | | |
| 30 | 10-May-16 | Classroom 10 Bubbler | <0.02 | 0.007 | | | | |
| 31 | 10-May-16 | Classroom 11 Sink | 0.03 | 0.016 | <0.02 | <0.001 | | |
| 32 | 10-May-16 | Classroom 11 Bubbler | <0.02 | 0.006 | | | | |
| 33 | 10-May-16 | Hallway Bubbler | <0.02 | 0.006 | | | | |
| 34 | 10-May-16 | Classroom 12 Sink | 0.02 | 0.008 | | | | |
| 35 | 10-May-16 | Classroom 12 Bubbler | <0.02 | 0.004 | | | | |
| 36 | 10-May-16 | Classroom 13 Sink | 0.02 | 0.018 | <0.02 | <.001 | | |
| 37 | 10-May-16 | Classroom 13 Bubbler | <0.02 | 0.005 | | | | |
| 38 | 10-May-16 | Boys Bathroom Sink | <0.02 | 0.005 | | | | |
| 39 | 10-May-16 | Girls Bathroom Sink | 0.03 | 0.004 | | | | |
| 40 | 10-May-16 | Coustodial Sink | 0.13 | 0.017 | <0.02 | 0.003 | | |
| 41 | 10-May-16 | Chief Custodian Office Sink | <0.02 | 0.007 | | | | |
| 42 | 10-May-16 | Restroom Sink | 0.04 | 0.008 | | | | |
| 43 | 10-May-16 | Restroom Sink | 0.04 | 0.007 | | | | |
| 44 | 10-May-16 | Classroom 14 Sink | 0.03 | 0.023 | <0.02 | 0.002 | | |
| 45 | 10-May-16 | Classroom 14 Bubbler | <0.02 | 0.006 | | | | |
| 46 | 10-May-16 | Classroom 15 Sink | 0.02 | 0.035 | <0.02 | 0.003 | | |
| 47 | 10-May-16 | Classroom 15 Bubbler | <0.02 | 0.007 | | | | |
| 48 | 10-May-16 | Hallway Bubbler | <0.02 | 0.005 | | | | |
| 49 | 10-May-16 | Library Sink | <0.02 | 0.005 | | | | |
| 50 | 10-May-16 | Library Bubbler | 0.03 | 0.010 | | | | |
| 51 | 10-May-16 | Classroom 17 Sink | 0.03 | 0.017 | <0.02 | 0.001 | | |
| 52 | 10-May-16 | Classroom 17 Bubbler | <0.02 | 0.006 | | | | |
| 53 | 10-May-16 | Classroom 18 Sink | 0.04 | 0.013 | | | | |
| 54 | 10-May-16 | Classroom 18 Bubbler | <0.02 | 0.007 | | | | |
| 55 | 10-May-16 | Classroom 19 Sink | 0.05 | 0.014 | | | | |
| 56 | 10-May-16 | Classroom 19 Bubbler | <0.02 | 0.006 | | | | |
| 57 | 10-May-16 | Classroom 20 Sink | <0.02 | 0.022 | <0.02 | 0.006 | | |
| 58 | 10-May-16 | Classroom 20 Bubbler | <0.02 | 0.007 | | | | |
| 59 | 10-May-16 | Classroom 21 Sink | 0.06 | 0.014 | | | | |
| 60 | 10-May-16 | Classroom 21 Bubbler | <0.02 | 0.006 | | | | |

| Tillicum Elementary | | | | | | | Post Repair Static Test (DATE) | |
|---------------------|-------------|-----------------------------------|-------------------------|-------------|-----------------------|-------------|--------------------------------|-------------|
| Number | Sample Date | Sample Location | Static Test (18-May-16) | | Run Test (22-June-16) | | Copper (mg/L) | Lead (mg/L) |
| | | | Copper (mg/L) | Lead (mg/L) | Copper (mg/L) | Lead (mg/L) | | |
| 61 | 10-May-16 | Girls Bathroom Sink | 0.02 | 0.049 | <0.02 | 0.034 | | |
| 62 | 10-May-16 | Girls Bathroom Sink | <0.02 | 0.020 | <0.02 | 0.008 | | |
| 63 | 10-May-16 | Boys Bathroom Sink | <0.02 | 0.004 | | | | |
| 64 | 10-May-16 | Boys Bathroom Sink | <0.02 | 0.005 | | | | |
| 65 | 10-May-16 | Portable 22 Sink | 0.18 | 0.001 | | | | |
| 66 | 10-May-16 | Portable 23 Sink | 0.24 | 0.001 | | | | |
| 67 | 30-Jun-16 | Headstart Parent Room Ice Machine | 0.20 | <0.001 | | | | |

| Tillicum Head Start | | | | | | |
|---------------------|-------------|--|----------------------------|----------------|--------------------|----------------|
| Number | Sample Date | <div style="text-align: center;">  </div> | Static Test (18-May-16) | | Run Test (DATE) | |
| | | | Copper (mg/L) | Lead (mg/L) | Copper (mg/L) | Lead (mg/L) |
| 1 | 10-May-16 | TH-68 Classroom 2 Sink | 0.16 | 0.003 | | |
| 2 | 10-May-16 | TH-67 Classroom 2 Sink | 0.16 | 0.001 | | |
| 3 | 10-May-16 | TH-69 Classroom 2 Sink | 0.10 | 0.002 | | |
| 4 | 10-May-16 | TH-70 Classroom 2 Sink | 0.13 | 0.002 | | |
| 5 | 10-May-16 | TH-71 Classroom 2 Sink | 0.16 | 0.001 | | |
| 6 | 10-May-16 | TH-72 Parent Room Sink | 0.17 | <0.001 | | |
| 7 | 10-May-16 | TH-73 Restroom Sink | 0.18 | 0.001 | | |
| 8 | 10-May-16 | TH-74 Restroom Sink | 0.18 | 0.001 | | |
| 9 | 10-May-16 | TH-75 Kitchen Sink | 0.09 | 0.004 | | |
| 10 | 10-May-16 | TH-76 Laundry Sink | 0.21 | 0.006 | | |
| 11 | 10-May-16 | TH-77 Classroom 1 Sink | 0.19 | 0.005 | | |
| 12 | 10-May-16 | TH-78 Classroom 1 Sink | 0.20 | <0.001 | | |
| 13 | 10-May-16 | TH-79 Classroom 1 Sink | 0.18 | 0.005 | | |
| 14 | 10-May-16 | TH-80 Classroom 1 Sink | 0.13 | 0.002 | | |
| 15 | 10-May-16 | TH-81 Great Room Bathroom Sink | 0.18 | 0.005 | | |

| Tye Park Elementary | | | | | | |
|---------------------|-------------|---|----------------------------|----------------|--------------------------|----------------|
| Number | Sample Date |  | Static Test (17-May-16) | | Run Test (17-June-16) | |
| | | | Copper (mg/L) | Lead (mg/L) | Copper (mg/L) | Lead (mg/L) |
| 1 | 10-May-16 | 1 Main Kitchen Restroom Sink | 0.04 | 0.001 | | |
| 2 | 10-May-16 | 2 Main Kitchen Sink by window | 0.02 | 0.012 | | |
| 3 | 10-May-16 | 3 Sink with Eyewash | 0.11 | <0.001 | | |
| 4 | 10-May-16 | 4 Dishwasher | 0.06 | 0.010 | | |
| 5 | 10-May-16 | 5 PE Office | 0.03 | 0.006 | | |
| 6 | 10-May-16 | 6 Girls Restroom Sink Lunchroom | <0.02 | 0.003 | | |
| 7 | 10-May-16 | 7 Drinking Fountain Lunchroom | 0.02 | 0.004 | | |
| 8 | 10-May-16 | 8 Boys Restroom Sink Lunchroom | <0.02 | 0.002 | | |
| 9 | 10-May-16 | 9 Health Room Sink Main Office | 0.03 | 0.003 | | |
| 10 | 10-May-16 | 10 Main Office Womens Restroom Sink | 0.03 | 0.002 | | |
| 11 | 10-May-16 | 11 Mens Restroom Sink Main Office | <0.02 | <0.001 | | |
| 12 | 10-May-16 | 12 Staff Kitchen Sink Main Office | 0.02 | 0.001 | | |
| 13 | 10-May-16 | 13 Room 1 (Music) Drink Fountain | <0.02 | 0.005 | | |
| 14 | 10-May-16 | 14 Room 1 (Music) Sink | <0.02 | 0.005 | | |
| 15 | 10-May-16 | 20 Mens Restroom Sink 1st from Door | <0.02 | 0.003 | | |
| 16 | 10-May-16 | 21 Mens Restroom Sink 2nd from Door | <0.02 | 0.004 | | |
| 17 | 10-May-16 | 22 Mens Restroom Sink 3rd from Door | <0.02 | 0.011 | | |
| 18 | 10-May-16 | 23 Mens Restroom Sink 4th from Door | <0.02 | 0.013 | | |
| 19 | 10-May-16 | 24 Womens Restroom 1st Sink | 0.05 | 0.005 | | |
| 20 | 10-May-16 | 25 Womens Restroom 2nd Sink | 0.06 | 0.010 | | |
| 21 | 10-May-16 | 26 Womens Restroom 3rd Sink | <0.02 | 0.003 | | |
| 22 | 10-May-16 | 27 Womens Restroom 4th Sink | <0.02 | 0.004 | | |
| 23 | 10-May-16 | 28 Room 2 Drink Fountain | 0.03 | 0.006 | | |
| 24 | 10-May-16 | 29 Room 2 Sink | 0.05 | 0.022 | <0.02 | 0.001 |
| 25 | 10-May-16 | 30 Room 4 Drink Fountain | <0.02 | 0.002 | | |
| 26 | 10-May-16 | 31 Room 4 Sink | 0.03 | 0.004 | | |
| 27 | 10-May-16 | 32 Room 3 Right Drink Fountain | <0.02 | 0.002 | | |
| 28 | 10-May-16 | 33 Room 3 Right Sink | 0.05 | <0.001 | | |
| 29 | 10-May-16 | 34 Room 3 Left Sink | 0.11 | <0.001 | | |
| 30 | 10-May-16 | 35 Room 3 Left Side Drink Fountain | 0.09 | 0.005 | | |
| 31 | 10-May-16 | 36 Room 5 Drink Fountain | <0.02 | 0.003 | | |
| 32 | 10-May-16 | 37 Room 5 Sink | 0.04 | 0.003 | | |
| 33 | 10-May-16 | 38 Room 7 Drink Fountain | <0.02 | 0.007 | | |
| 34 | 10-May-16 | 39 Room 7 Sink | 0.02 | 0.001 | | |
| 35 | 10-May-16 | 40 Room 8 Drink Fountain | <0.02 | 0.005 | | |
| 36 | 10-May-16 | 41 Room 8 Sink | 0.03 | 0.015 | 0.02 | 0.001 |
| 37 | 10-May-16 | 42 Room 6 Drink Fountain | <0.02 | 0.003 | | |
| 38 | 10-May-16 | 43 Room 6 Sink | 0.05 | 0.003 | | |
| 39 | 10-May-16 | 44 Room 200 Drink Fountain | 0.16 | 0.008 | | |
| 40 | 10-May-16 | 45 Room 200 Sink | 0.14 | 0.004 | | |
| 41 | 10-May-16 | 46 Room 201 Drink Fountain | 0.14 | 0.012 | | |
| 42 | 10-May-16 | 47 Room 201 Sink | 0.14 | 0.003 | | |
| 43 | 10-May-16 | 48 Room 203 Drink Fountain | 0.16 | 0.016 | 0.15 | <0.001 |
| 44 | 10-May-16 | 49 Room 203 Sink | 0.13 | 0.003 | | |
| 45 | 10-May-16 | 50 Room 202 Drink Fountain | 0.15 | 0.013 | | |
| 46 | 10-May-16 | 51 Room 202 Sink | 0.12 | 0.005 | | |
| 47 | 10-May-16 | 52 Room 12 Drink Fountain | <0.02 | 0.004 | | |
| 48 | 10-May-16 | 53 Room 12 Sink | 0.03 | 0.004 | | |
| 49 | 10-May-16 | 54 Room 10 Drink Fountain | <0.02 | 0.004 | | |

| Tye Park Elementary | | | | | | |
|---------------------|-------------|---|----------------------------|----------------|--------------------------|----------------|
| Number | Sample Date | Sample Location | Static Test (17-May-16) | | Run Test (17-June-16) | |
| | | | Copper (mg/L) | Lead (mg/L) | Copper (mg/L) | Lead (mg/L) |
| 50 | 10-May-16 | 55 Room 10 Sink | <0.02 | 0.004 | | |
| 51 | 10-May-16 | 56 Room 11 Drink Fountain | <0.02 | 0.004 | | |
| 52 | 10-May-16 | 57 Room 11 Sink | 0.03 | 0.010 | | |
| 53 | 10-May-16 | 58 Room 9 Drink Fountain | 0.02 | 0.005 | | |
| 54 | 10-May-16 | 59 Room 9 Sink | 0.04 | 0.047 | <0.02 | 0.003 |
| 55 | 10-May-16 | 60 Room 19 Drink Fountain | <0.02 | 0.007 | | |
| 56 | 10-May-16 | 61 Room 19 Sink | 0.04 | 0.008 | | |
| 57 | 10-May-16 | 62 Room 17 Drink Fountain | <0.02 | 0.004 | | |
| 58 | 10-May-16 | 63 Room 17 Sink | 0.04 | 0.002 | | |
| 59 | 10-May-16 | 64 Room 18 Drink Fountain | <0.02 | 0.003 | | |
| 60 | 10-May-16 | 65 Room 18 Drink Fountain | <0.02 | 0.002 | | |
| 61 | 10-May-16 | 66 Room 20 Drink Fountain | <0.02 | 0.007 | | |
| 62 | 10-May-16 | 67 Room 20 Sink | <0.02 | 0.002 | | |
| 63 | 10-May-16 | 68 Building 4 Girls Restroom Left Sink | 0.03 | 0.002 | | |
| 64 | 10-May-16 | 69 Building 4 Girls Restroom Right Sink | 0.07 | 0.002 | | |
| 65 | 10-May-16 | 70 Building 4 Boys Restroom Left Sink | 0.05 | 0.002 | | |
| 66 | 10-May-16 | 71 Building 4 Boys Restroom Right Sink | 0.08 | 0.002 | | |
| 67 | 10-May-16 | 73 Library Office Sink | 0.09 | 0.005 | | |
| 68 | 10-May-16 | 74 Library Drink Fountain | 0.08 | <0.001 | | |
| 69 | 10-May-16 | 75 Library Restroom Sink | 0.18 | 0.002 | | |
| 70 | 10-May-16 | 76 Room 15 Drink Fountain | 0.05 | 0.002 | | |
| 71 | 10-May-16 | 77 Room 15 Sink | 0.03 | 0.007 | | |
| 72 | 10-May-16 | 78 Room 13 Drink Fountain | <0.02 | 0.002 | | |
| 73 | 10-May-16 | 79 Room 13 Sink | <0.02 | 0.002 | | |
| 74 | 10-May-16 | 80 Room 14 Drink Fountain | <0.02 | 0.005 | | |
| 75 | 10-May-16 | 81 Room 14 Sink | 0.02 | 0.002 | | |
| 76 | 10-May-16 | 82 Room 16 Drink Fountain | <0.02 | 0.004 | | |
| 77 | 10-May-16 | 83 Room 16 Sink | 0.03 | 0.004 | | |